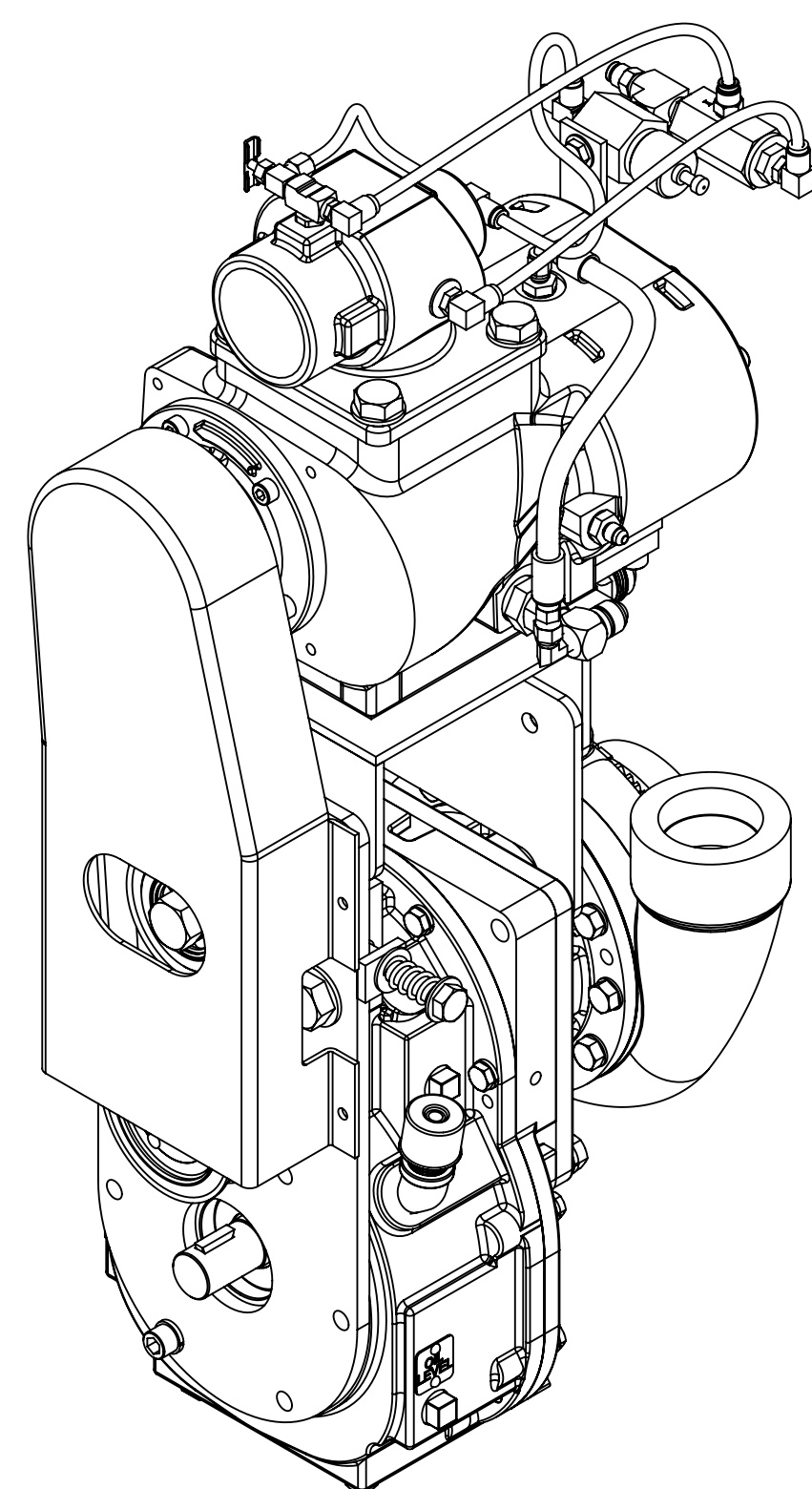
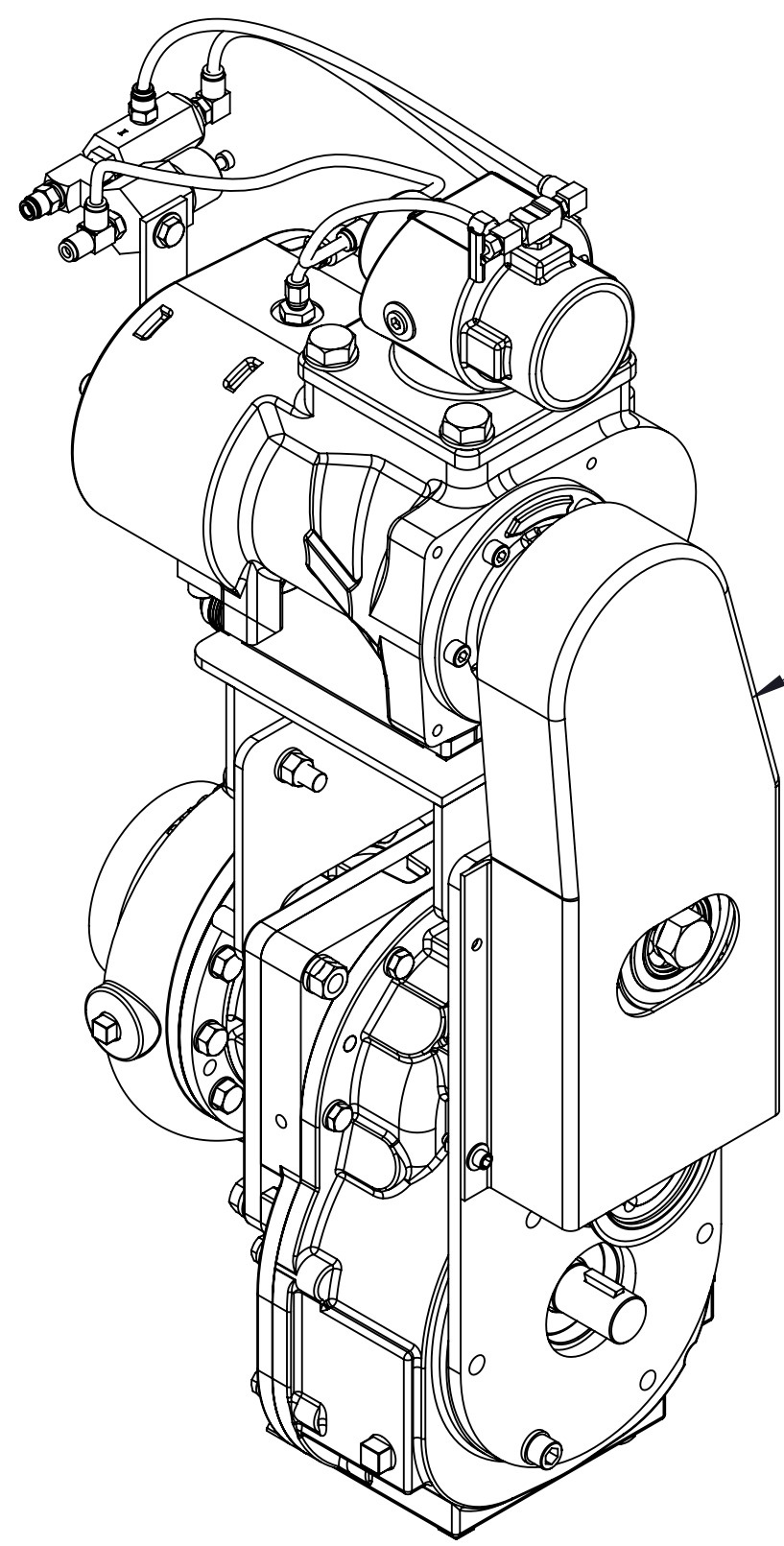


PTO Compressor System Service Parts List

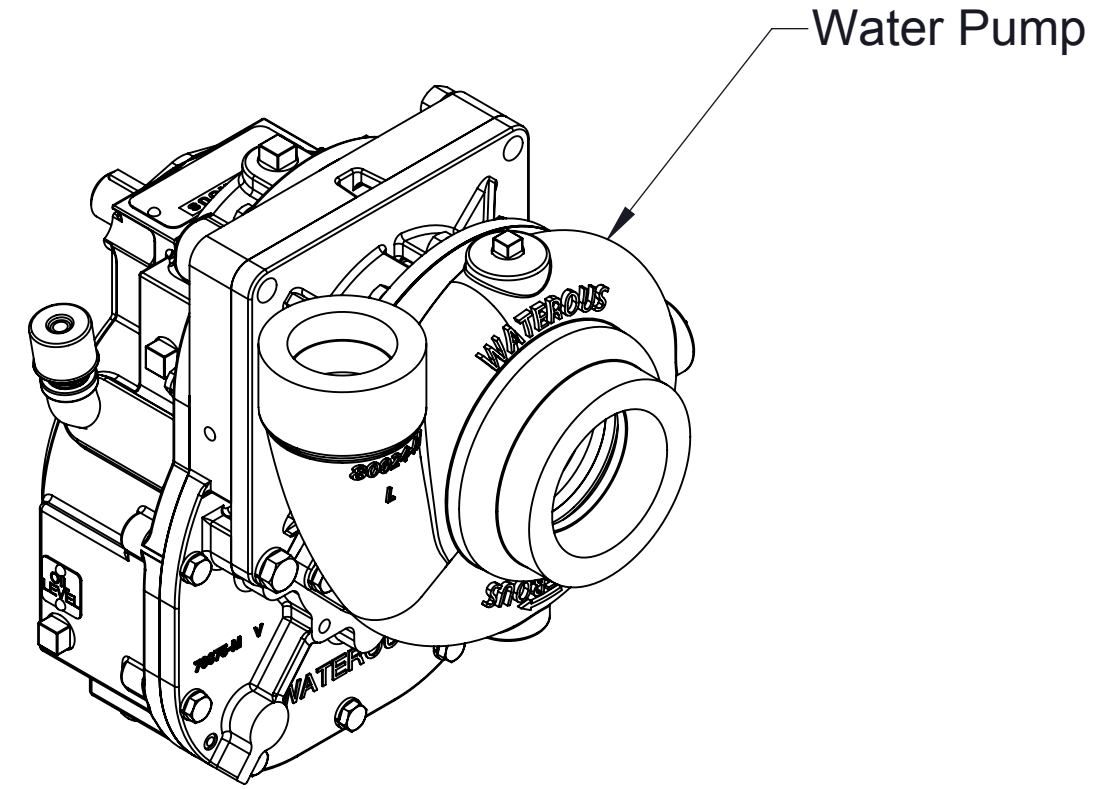
Covers the following models:

Traditional	CAFS Type		See Index on Page
	Generated		
	One-Step	Eclipse Gen 2.0	
250-100-P 250-120-P	--	--	3
500-100-P 500-120-P	--	--	
500-150-P	--	--	
750-100-P 1000-100-P 1250-100-P	--	--	
750-100-P 1000-100-P 1250-100-P	750-150-OS 1000-150-OS 1250-150-OS	750-150-ECL 1000-150-ECL 1250-150-ECL	





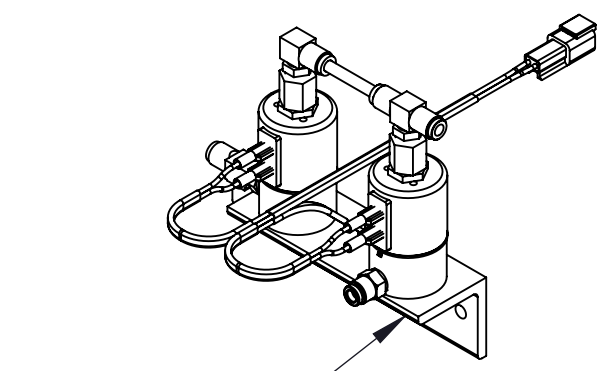
Pump and Compressor




Water Pump

Air Pressure Gauge

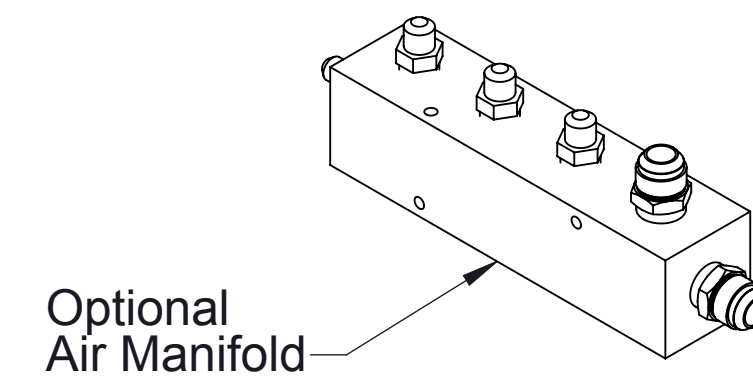
Optional Air Pressure Gauge



Auto-Sync



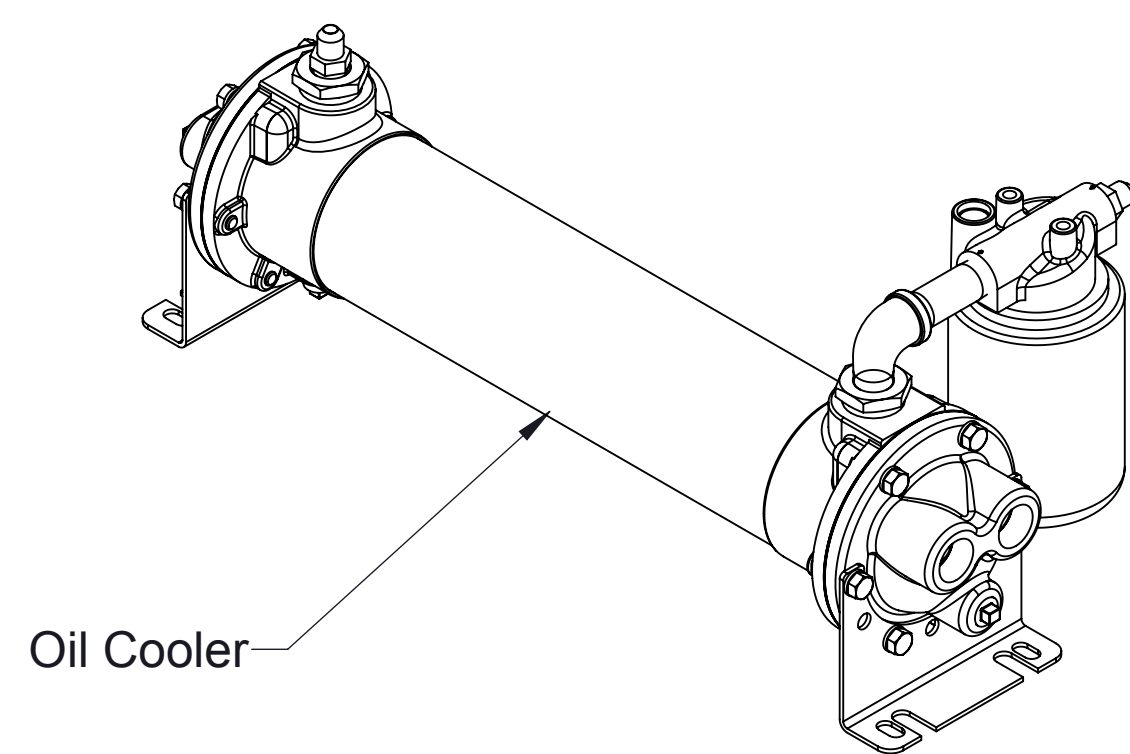
Balance Valve



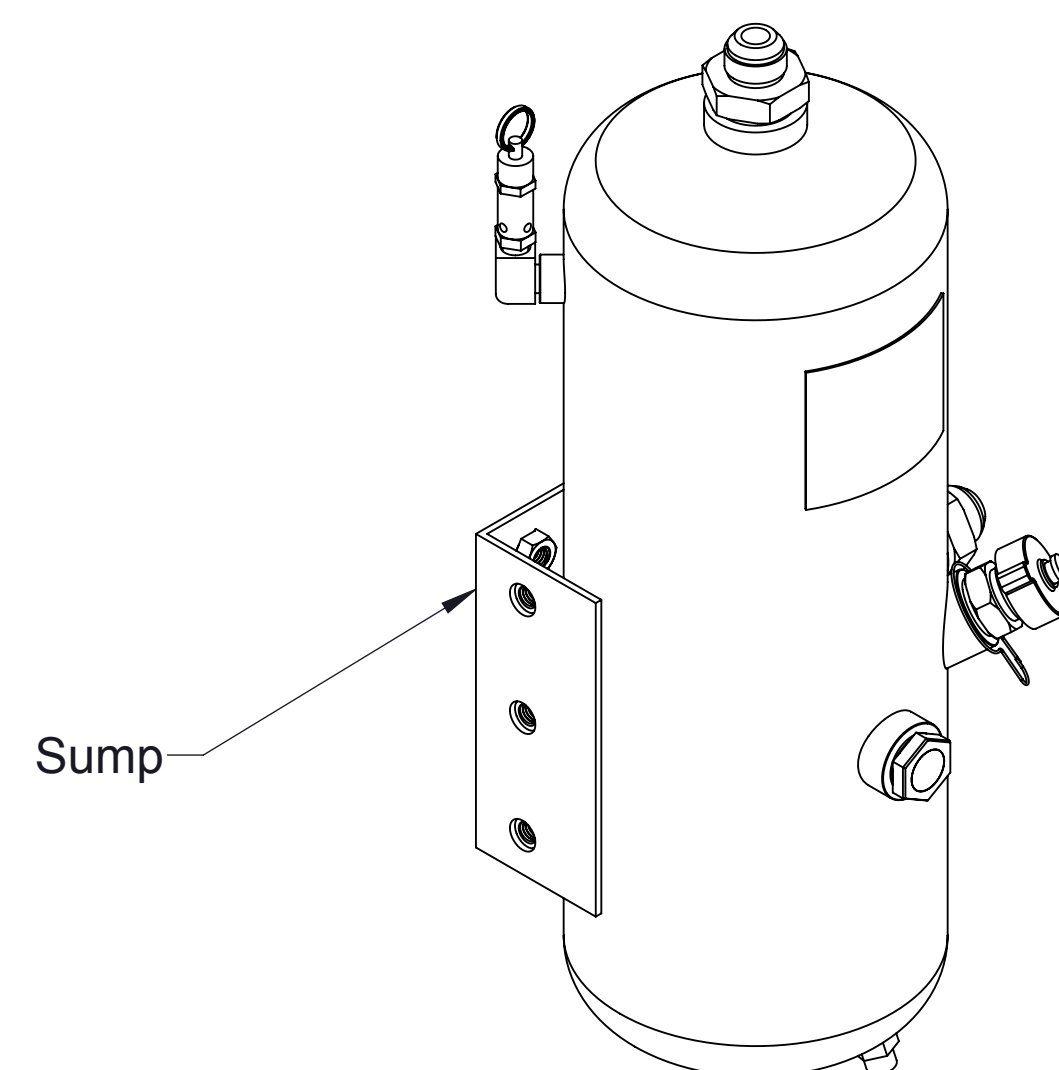
Optional Air Manifold

Hoses And Fittings

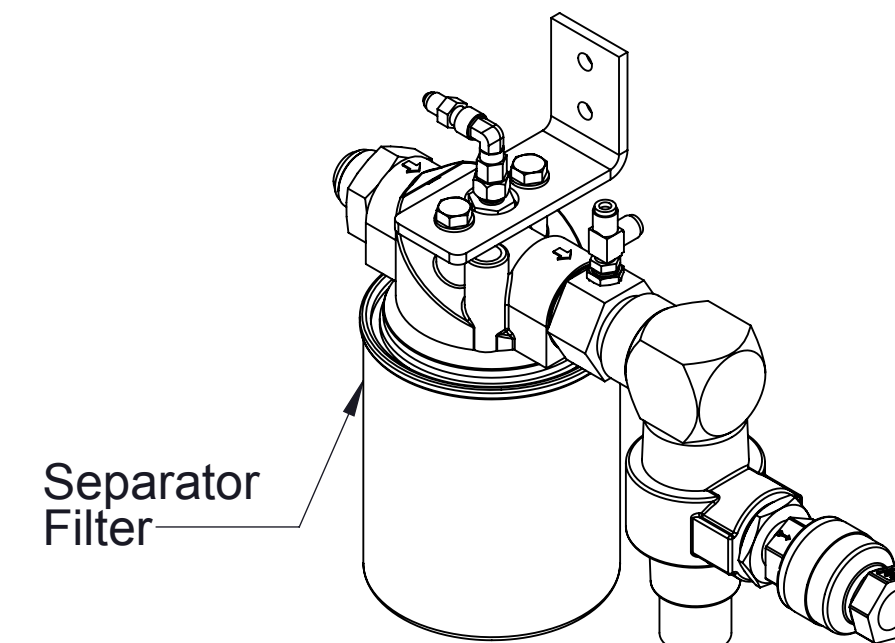
Optional Hose and Fitting Kit



Oil Cooler

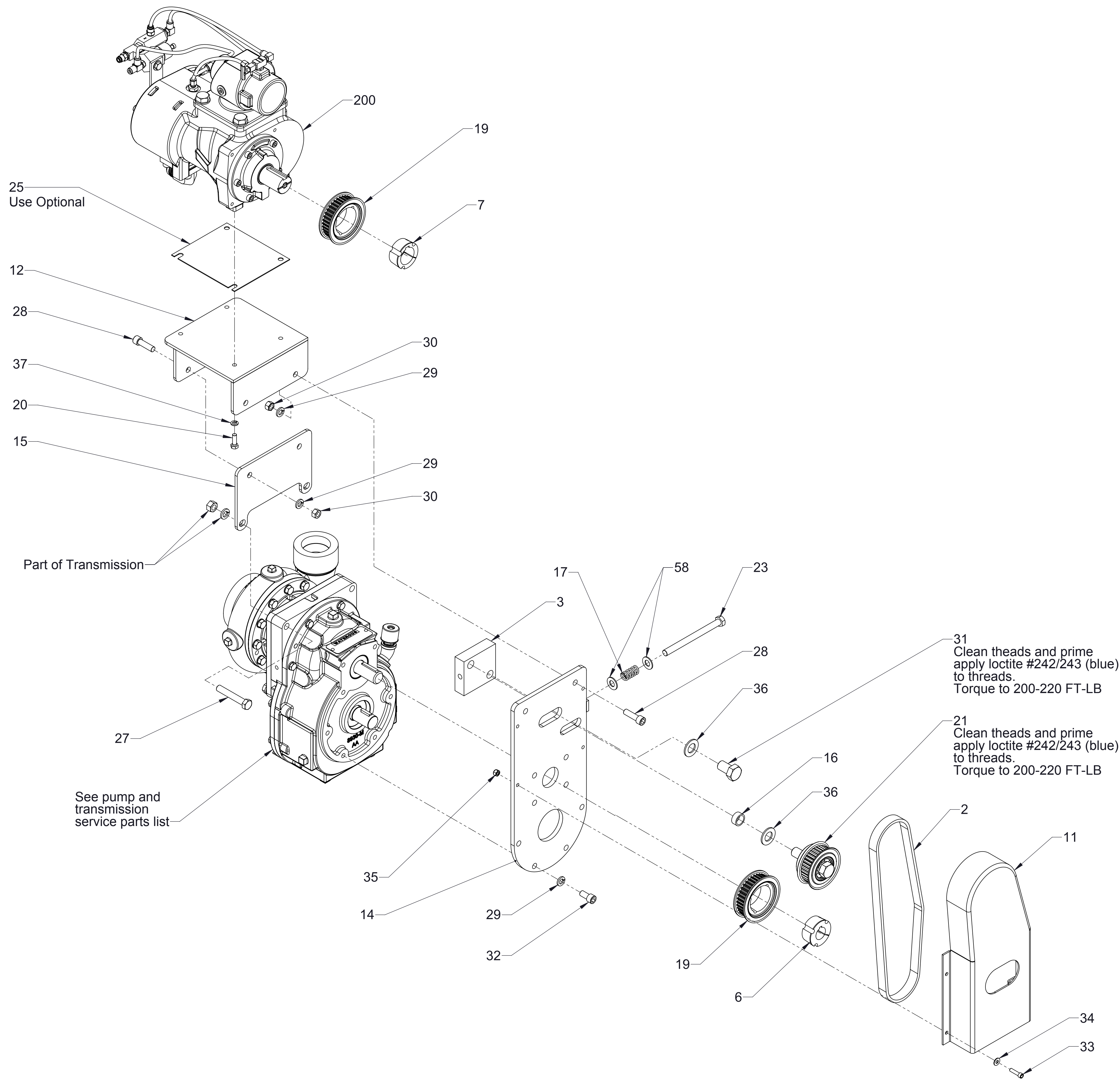


Sump



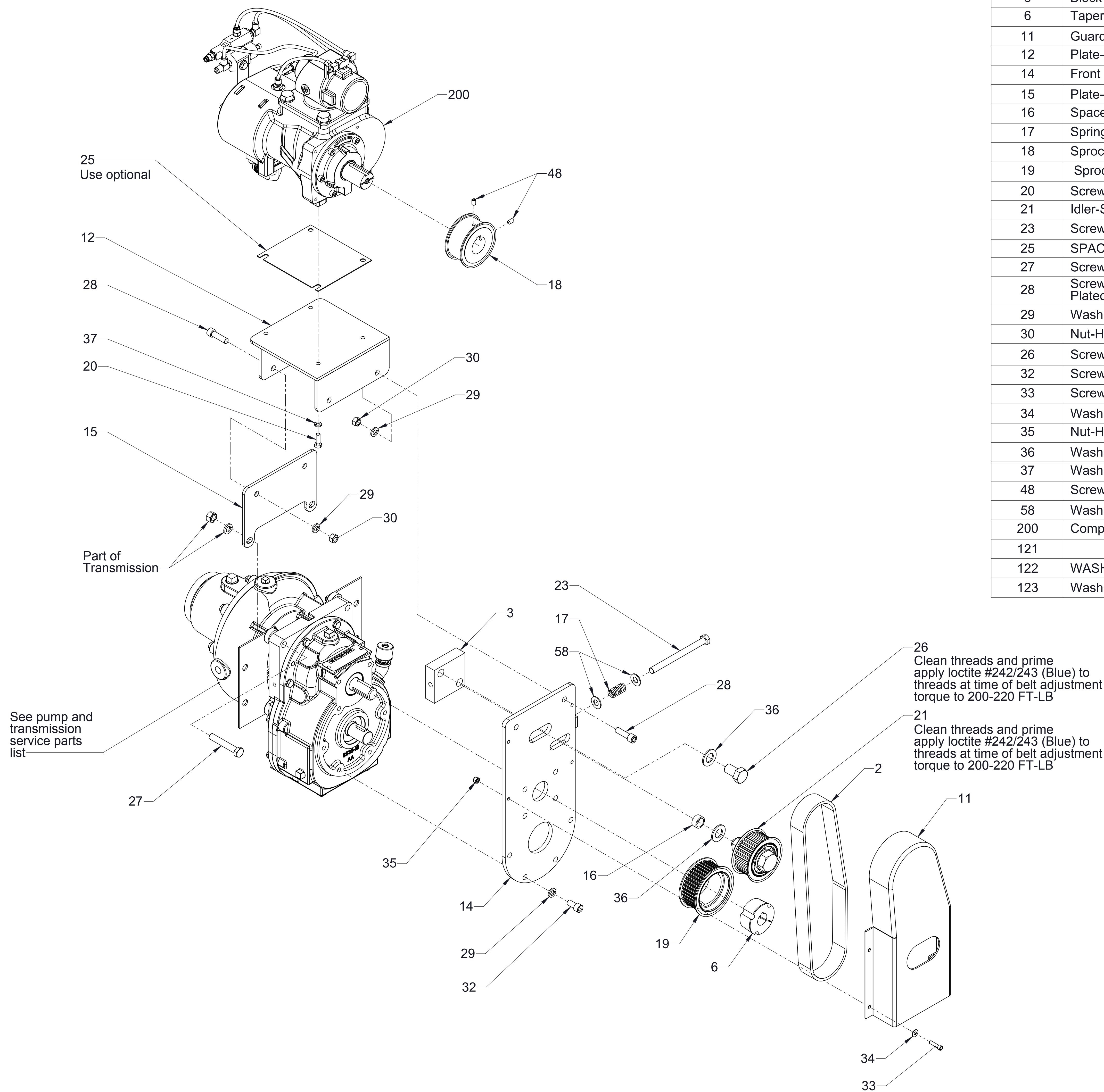
Separator Filter

Component	Model			See Pages			
	Traditional CAFS	Generated CAFS		Included Water Pump Model	Pump and Compressor	Compressor Sub-ass'y	Air Filter
		One-Step	Eclipse GEN 2.0				
Pump and Compressor	250-100-P 250-120-P	--	--	CPK-2	4	11, 13	14
	500-100-P 500-120-P	--	--	CLVK	5		
	500-150-P	--	--	CLVK	6	12, 13	
	750-100-P 1000-100-P 1250-100-P	--	--	CXNK CXSK CXVK	7, 9	11, 13	
	750-150-P 1000-150-P 1250-150-P	750-150-OS 1000-150-OS 1250-150-OS	750-150-ECL 1000-150-ECL 1250-150-ECL	CXNK CXSK CXVK	8, 9	12, 13	
CXNPA CXSPA CXVPA				10			
Panel Components	All Models			15			
Air Schematic	Traditional CAFS, Models Ending with -P			16			
	Generated CAFS Ending with -OS, -ECL	Models	Non-High Rise	17			
			High-Rise	18			
Electrical Schematic	Traditional CAFS, Models Ending with -P			19			
	Generated CAFS Models Ending with -OS, -ECL			See Foam Generator Service Parts List			
Auto-Sync	See Auto-Sync Service Parts List Traditional CAFS all Medels Ending with -P Generated CAFS with High Rise Option Only, Models Ending with -OS, -ECL						
Balance Valve	See Balance Valve Service Parts List (All Models)						
Oil Cooler	See Oil Cooler Service Part List (All Models)						
Separator Filter	See Separator Filter Service Parts List (All Models)						
Sump	See Sump Service Parts List (All Models)						
Water Pump	See Pump and Transmission Service Parts Lists (All Models)						
Hydraulic Schematic	See Hose and Fitting Kit Service Parts List						
Air Manifold CAFS Discharge Air Pressure Gauge Hoses and Fittings	Optional from Waterous, may have been furnished by OEM. See the following Service Parts Lists: -Air Manifold -Air Discharge Kits -Air Pressure Guage -Hose and Fitting Kits -ICS Valves						



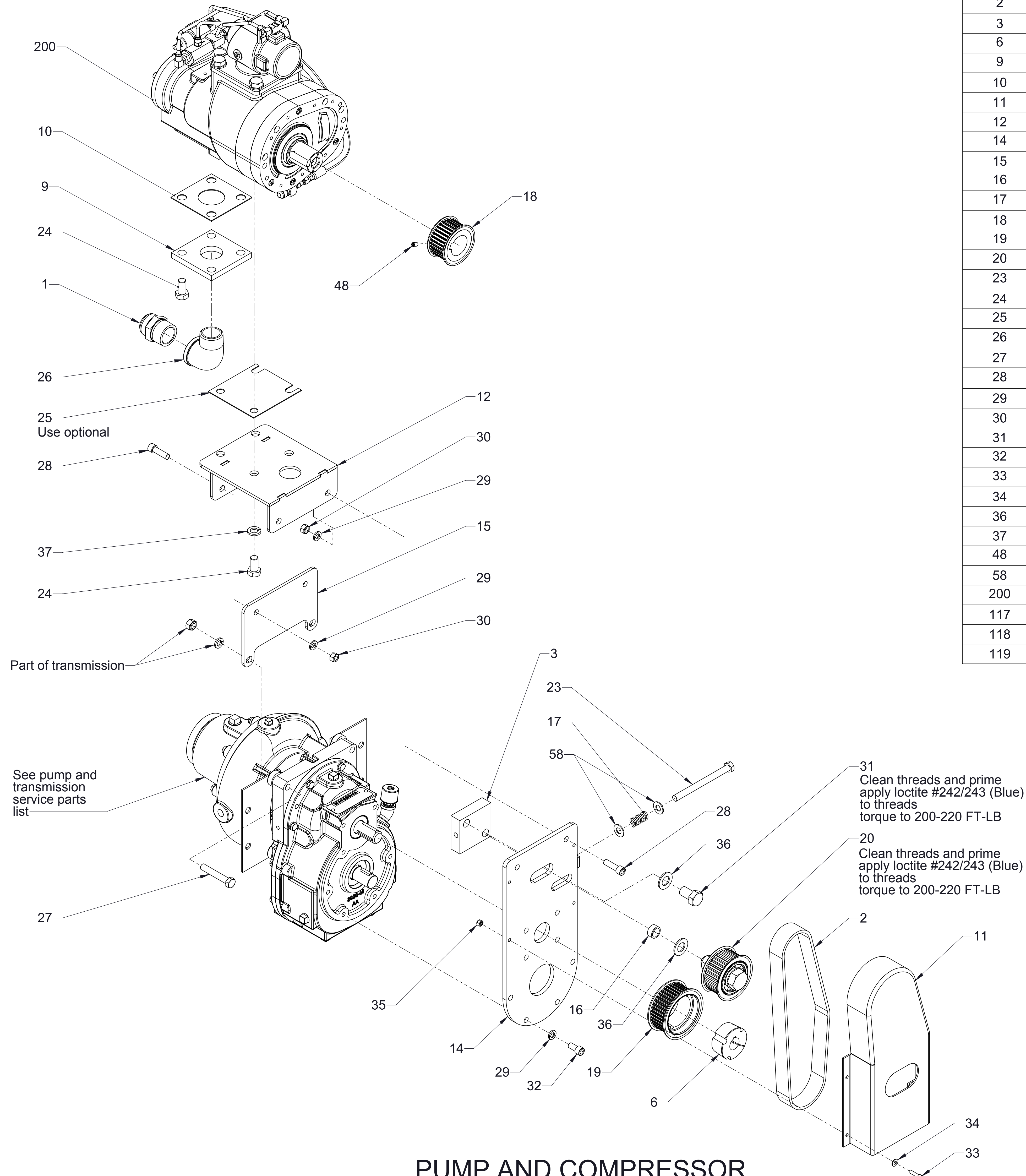
Ref No.	Description
2	Belt-Poly Chain, 8MGT-1000-21
3	Block-Belt Tensioner (eCLIPSE)
6	Bushing-Taperlock, 1-1/6 x 1610
7	BUSHING-TAPERLOCK, 38MM X 1610
11	Guard-Belt, Vertical Gear Case (P-Kits)
12	Plate-Compressor Base (OS70)
14	Front Mount Plate Assy (P KITS)
15	Plate-Rear Mount (P-KITS w/Belt)
16	Spacer-Idler Belt Tensioner (Eclipse)
17	Spring Belt Tensioner
19	SPROCKET - 8MX-36S-21-TL (1610)
20	Screw-Hex Head, 8-1.25 x 25 mm
21	Idler Sprocket 21 MM Poly Chain
23	Screw, Hex Head, Fully Threaded, 1/2-13 x 6 in, SS
25	SPACER - COMPRESSOR OS70
27	Screw-Hex Hd, 1/2-20 x 3 in, Heat Treated, Zinc Plated
28	Screw-Cap, Hex Socket Hd, 7/16-14 x 1-1/2 in, Zinc Plated
29	Washer-Lock, 7/16 in, Zinc Plated
30	Nut-Hex, 7/16-14, Zinc Plated
31	Screw-Hex Hd, 3/4-16 x 1-1/4 in
32	Screw-Cap, Hex Socket Hd, 7/16-14 x 7/8 in, Zinc Plated
33	Screw-Cap, Hex Socket Hd, 1/4-20 x 1 in, Zinc Plated
34	Washer-Plain, 1/4 in, Zinc Plated
35	Nut-Hex, Nylok, 1/4-20, Zinc Plated
36	Washer-Plain, 3/4 in, Zinc Plated
37	Washer-Lock, Spring, 8 mm
58	Washer-Plain, 1/2 in, Zinc Plated
200	Compressor Subassembly

PUMP AND COMPRESSOR
 MODELS 250-100-P, 250-120-P



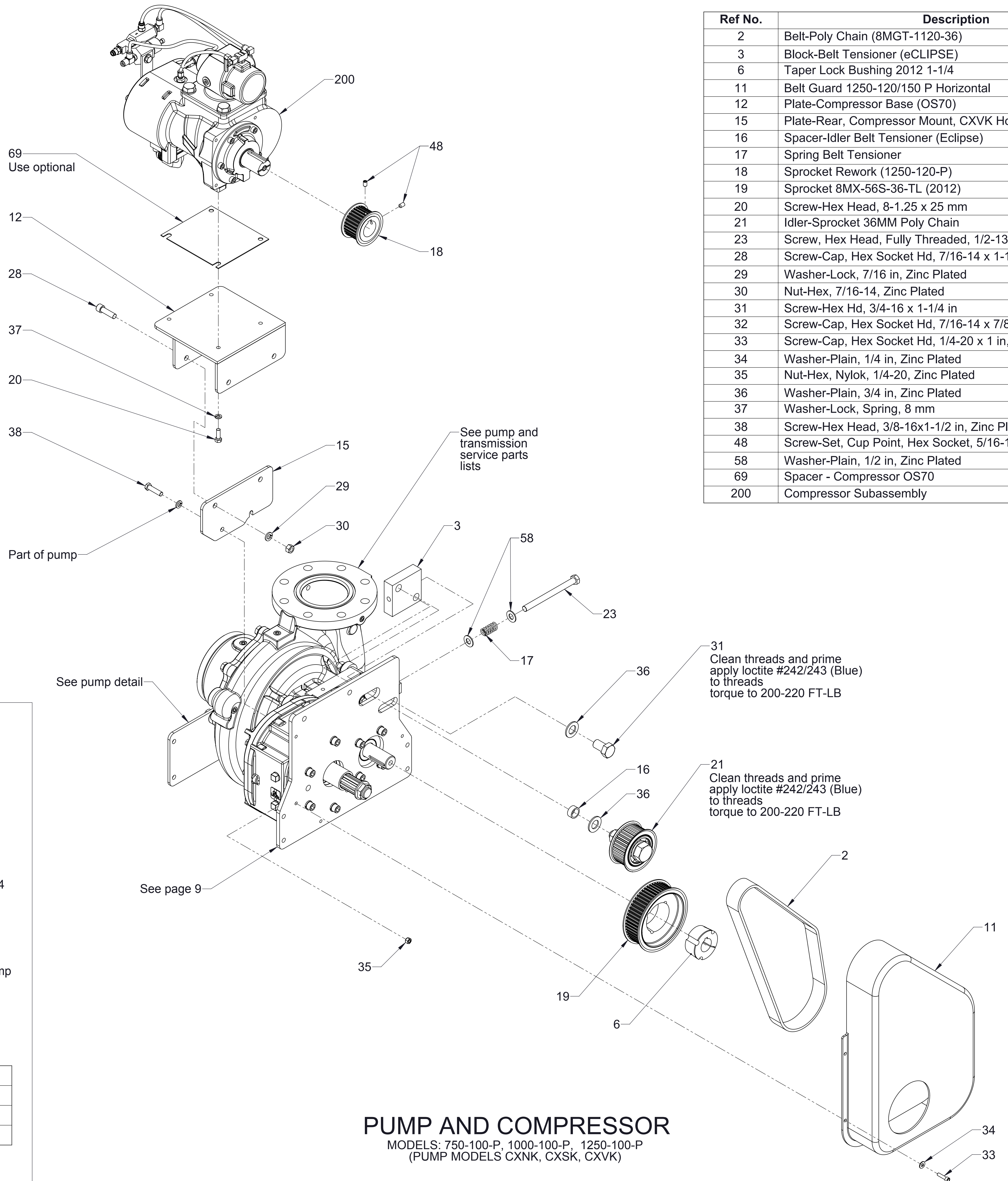
Ref No.	Description
2	Belt-Poly Chain (8MGT-1000-36)
3	Block-Belt Tensioner (eCLIPSE)
6	Taperlock Bushing, 1-1/16 x 2012
11	Guard-Belt, Vertical Gear Case (P-Kits)
12	Plate-Compressor Base (OS70)
14	Front Mount Plate Assy (P KITS)
15	Plate-Rear Mount (P-KITS w/Belt)
16	Spacer-Idler Belt Tensioner (Eclipse)
17	Spring Belt Tensioner
18	Sprocket Rework 500-100-P
19	Sprocket 8MX-40S-36-TL (2012)
20	Screw-Hex Head, 8-1.25 x 25 mm
21	Idler-Sprocket 36MM Poly Chain
23	Screw, Hex Head, Fully Threaded, 1/2-13 x 6 in, SS
25	SPACER - COMPRESSOR OS70
27	Screw-Hex Hd, 1/2-20 x 3 in, Heat Treated, Zinc Plated
28	Screw-Cap, Hex Socket Hd, 7/16-14 x 1-1/2 in, Zinc Plated
29	Washer-Lock, 7/16 in, Zinc Plated
30	Nut-Hex, 7/16-14, Zinc Plated
26	Screw-Hex Hd, 3/4-16 x 1-1/4 in
32	Screw-Cap, Hex Socket Hd, 7/16-14 x 7/8 in, Zinc Plated
33	Screw-Cap, Hex Socket Hd, 1/4-20 x 1 in, Zinc Plated
34	Washer-Plain, 1/4 in, Zinc Plated
35	Nut-Hex, Nylok, 1/4-20, Zinc Plated
36	Washer-Plain, 3/4 in, Zinc Plated
37	Washer-Lock, Spring, 8 mm
48	Screw-Set, Cup Point, Hex Socket, 5/16-18 x 1/2 in
58	Washer-Plain, 1/2 in, Zinc Plated
200	Compressor Subassembly
121	
122	WASHER
123	Washer-Lock, 3/8 in

PUMP AND COMPRESSOR
 MODELS: 500-100-P, 500-120-P

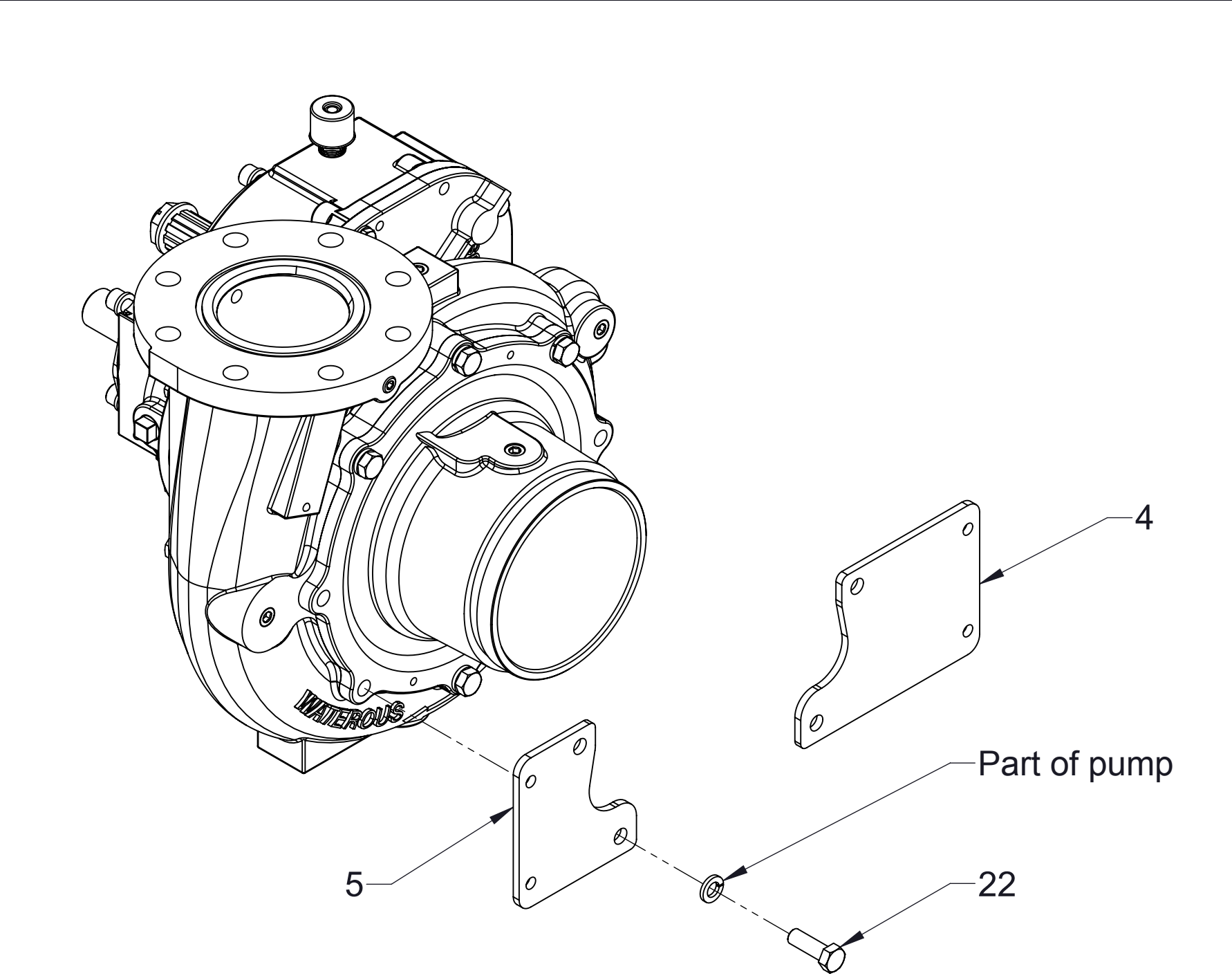


Ref No.	Description
1	Male Connector C5205 x24
2	Belt-Poly Chain, (8MGT-1000-36)
3	Block-Belt Tensioner (eCLIPSE)
6	Taperlock Bushing, 1-1/16 x 2012
9	Flange-Outlet (CF75)
10	Outlet Gasket
11	Guard-Belt, Vertical Gear Case (P-Kits)
12	Q-0317049-01
14	Front Mount Plate Assy (P KITS)
15	Plate-Rear Mount (P-KITS w/Belt)
16	Spacer-Idler Belt Tensioner (Eclipse)
17	Spring Belt Tensioner
18	SPROCKET REWORK (500-100-P)
19	Sprocket 8MX-40S-36-TL (2012)
20	Idler-Sprocket 36MM Poly Chain
23	Screw, Hex Head, Fully Threaded, 1/2-13 x 6 in, SS
24	Screw-Hex Hd, M16-2 x 30 mm
25	Spacer, Compressor-CF75
26	Elbow-Street, 90deg, 1-1/2 NPT, Brass
27	Screw-Hex Hd, 1/2-20 x 3 in, Heat Treated, Zinc Plated
28	Screw-Cap, Hex Socket Hd, 7/16-14 x 1-1/2 in, Zinc Plated
29	Washer-Lock, 7/16 in, Zinc Plated
30	Nut-Hex, 7/16-14, Zinc Plated
31	Screw-Hex Hd, 3/4-16 x 1-1/4 in
32	Screw-Cap, Hex Socket Hd, 7/16-14 x 7/8 in, Zinc Plated
33	Screw-Cap, Hex Socket Hd, 1/4-20 x 1 in, Zinc Plated
34	Washer-Plain, 1/4 in, Zinc Plated
36	Washer-Plain, 3/4 in, Zinc Plated
37	Washer-Lock, 16 mm
48	Screw-Set, Cup Point, Hex Socket, 5/16-18 x 1/2 in
58	Washer-Plain, 1/2 in, Zinc Plated
200	Compressor Subassembly
117	
118	WASHER
119	Washer-Lock, 3/8 in

PUMP AND COMPRESSOR
MODEL: 500-150-P



Ref No.	Description
2	Belt-Poly Chain (8MGT-1120-36)
3	Block-Belt Tensioner (eCLIPSE)
6	Taper Lock Bushing 2012 1-1/4
11	Belt Guard 1250-120/150 P Horizontal
12	Plate-Compressor Base (OS70)
15	Plate-Rear, Compressor Mount, CXVK Horizontal
16	Spacer-Idler Belt Tensioner (Eclipse)
17	Spring Belt Tensioner
18	Sprocket Rework (1250-120-P)
19	Sprocket 8MX-56S-36-TL (2012)
20	Screw-Hex Head, 8-1.25 x 25 mm
21	Idler-Sprocket 36MM Poly Chain
23	Screw, Hex Head, Fully Threaded, 1/2-13 x 6 in, SS
28	Screw-Cap, Hex Socket Hd, 7/16-14 x 1-1/2 in, Zinc Plated
29	Washer-Lock, 7/16 in, Zinc Plated
30	Nut-Hex, 7/16-14, Zinc Plated
31	Screw-Hex Hd, 3/4-16 x 1-1/4 in
32	Screw-Cap, Hex Socket Hd, 7/16-14 x 7/8 in, Zinc Plated
33	Screw-Cap, Hex Socket Hd, 1/4-20 x 1 in, Zinc Plated
34	Washer-Plain, 1/4 in, Zinc Plated
35	Nut-Hex, Nylok, 1/4-20, Zinc Plated
36	Washer-Plain, 3/4 in, Zinc Plated
37	Washer-Lock, Spring, 8 mm
38	Screw-Hex Head, 3/8-16x1-1/2 in, Zinc Plated
48	Screw-Set, Cup Point, Hex Socket, 5/16-18 x 1/2 in
58	Washer-Plain, 1/2 in, Zinc Plated
69	Spacer - Compressor OS70
200	Compressor Subassembly

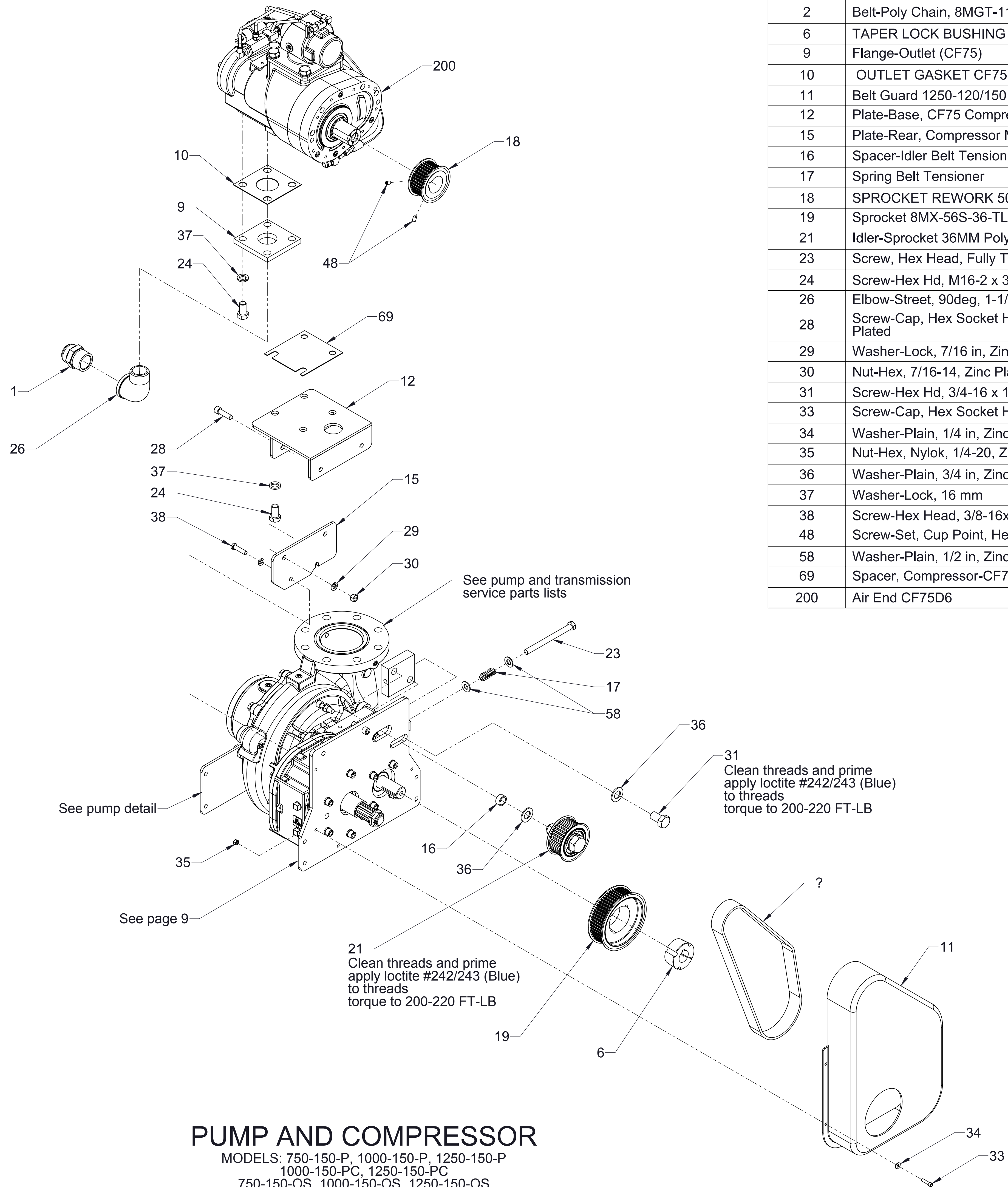


Ref No.	Description
4	BRACKET PUMP SUPPORT LONG CXVK
5	Bracket-Pump Support, Short (CXK 1250-100/120/150-P)
22	Screw-Hex Hd, 1/2-13 x 1-1/2 in, Heat Treated, Zinc Plated

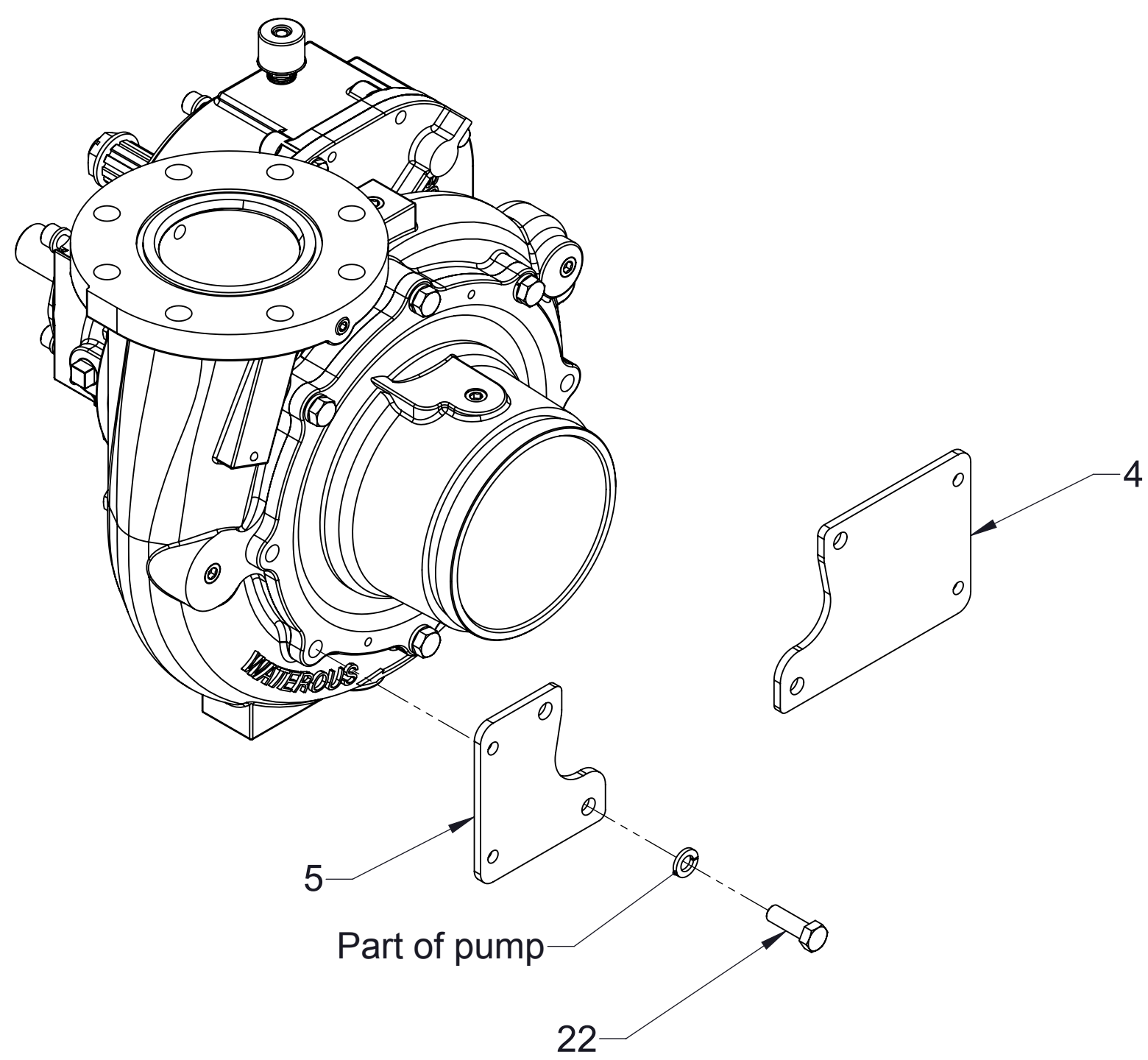
PUMP DETAIL

PUMP AND COMPRESSOR

MODELS: 750-100-P, 1000-100-P, 1250-100-P
(PUMP MODELS CXNK, CXSK, CXVK)



Ref No.	Description
1	Male Connector C5205 x24
2	Belt-Poly Chain, 8MGT-1120-36
6	TAPER LOCK BUSHING 2012 1-1/4
9	Flange-Outlet (CF75)
10	OUTLET GASKET CF75
11	Belt Guard 1250-120/150 P Horizontal
12	Plate-Base, CF75 Compressor Mount Assembly
15	Plate-Rear, Compressor Mount, CXVK Horizontal
16	Spacer-Idler Belt Tensioner (Eclipse)
17	Spring Belt Tensioner
18	SPROCKET REWORK 500-140-DCDX
19	Sprocket 8MX-56S-36-TL (2012)
21	Idler-Sprocket 36MM Poly Chain
23	Screw, Hex Head, Fully Threaded, 1/2-13 x 6 in, SS
24	Screw-Hex Hd, M16-2 x 30 mm
26	Elbow-Street, 90deg, 1-1/2 NPT, Brass
28	Screw-Cap, Hex Socket Hd, 7/16-14 x 1-1/2 in, Zinc Plated
29	Washer-Lock, 7/16 in, Zinc Plated
30	Nut-Hex, 7/16-14, Zinc Plated
31	Screw-Hex Hd, 3/4-16 x 1-1/4 in
33	Screw-Cap, Hex Socket Hd, 1/4-20 x 1 in, Zinc Plated
34	Washer-Plain, 1/4 in, Zinc Plated
35	Nut-Hex, Nylok, 1/4-20, Zinc Plated
36	Washer-Plain, 3/4 in, Zinc Plated
37	Washer-Lock, 16 mm
38	Screw-Hex Head, 3/8-16x1-1/2 in, Zinc Plated
48	Screw-Set, Cup Point, Hex Socket, 5/16-18 x 1/2 in
58	Washer-Plain, 1/2 in, Zinc Plated
69	Spacer, Compressor-CF75
200	Air End CF75D6

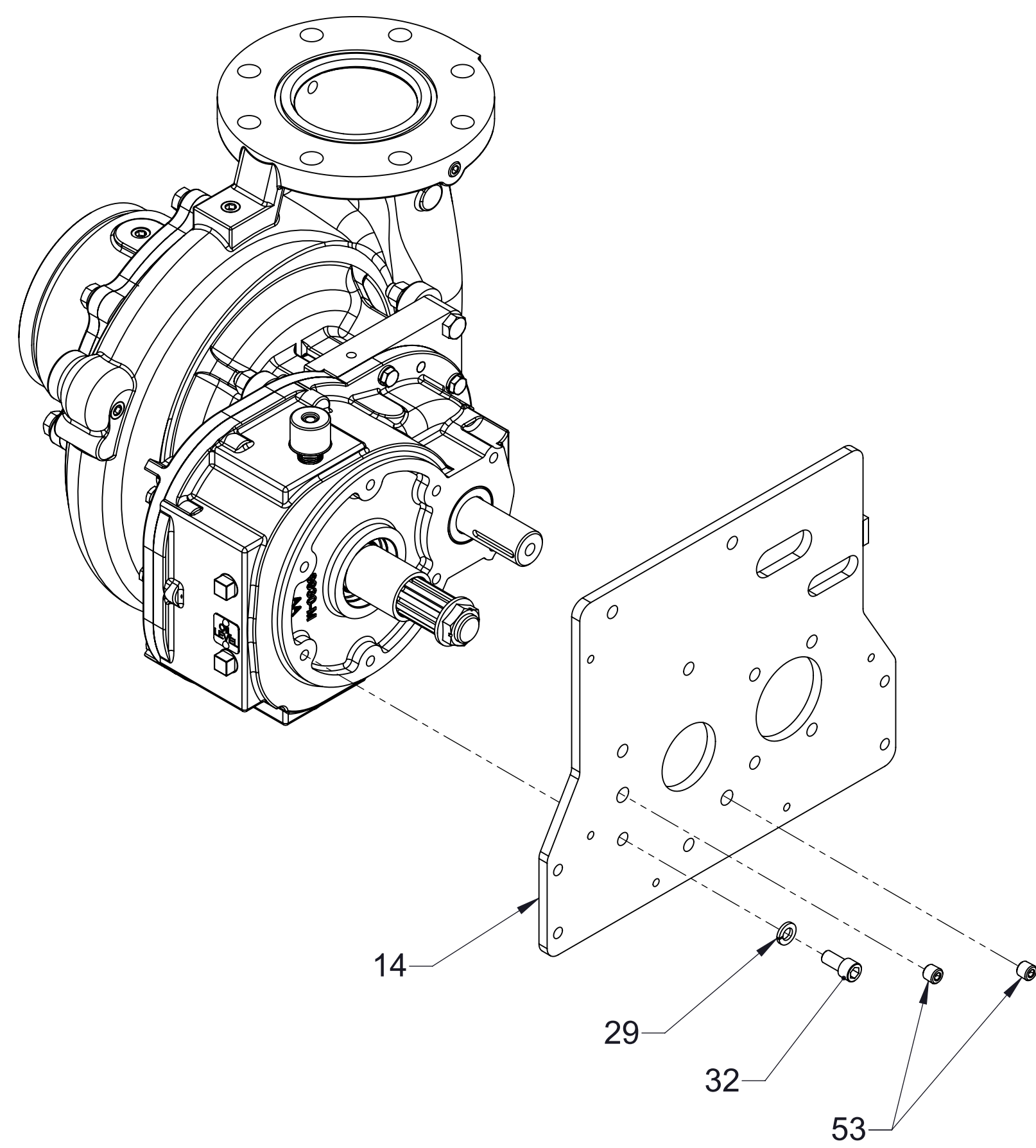


Ref No.	Description
4	BRACKET PUMP SUPPORT LONG CXVK
5	Bracket-Pump Support, Short (CXK 1250-100/120/150-P)
22	Screw-Hex Hd, 1/2-13 x 1-1/2 in, Heat Treated, Zinc Plated

PUMP DETAIL

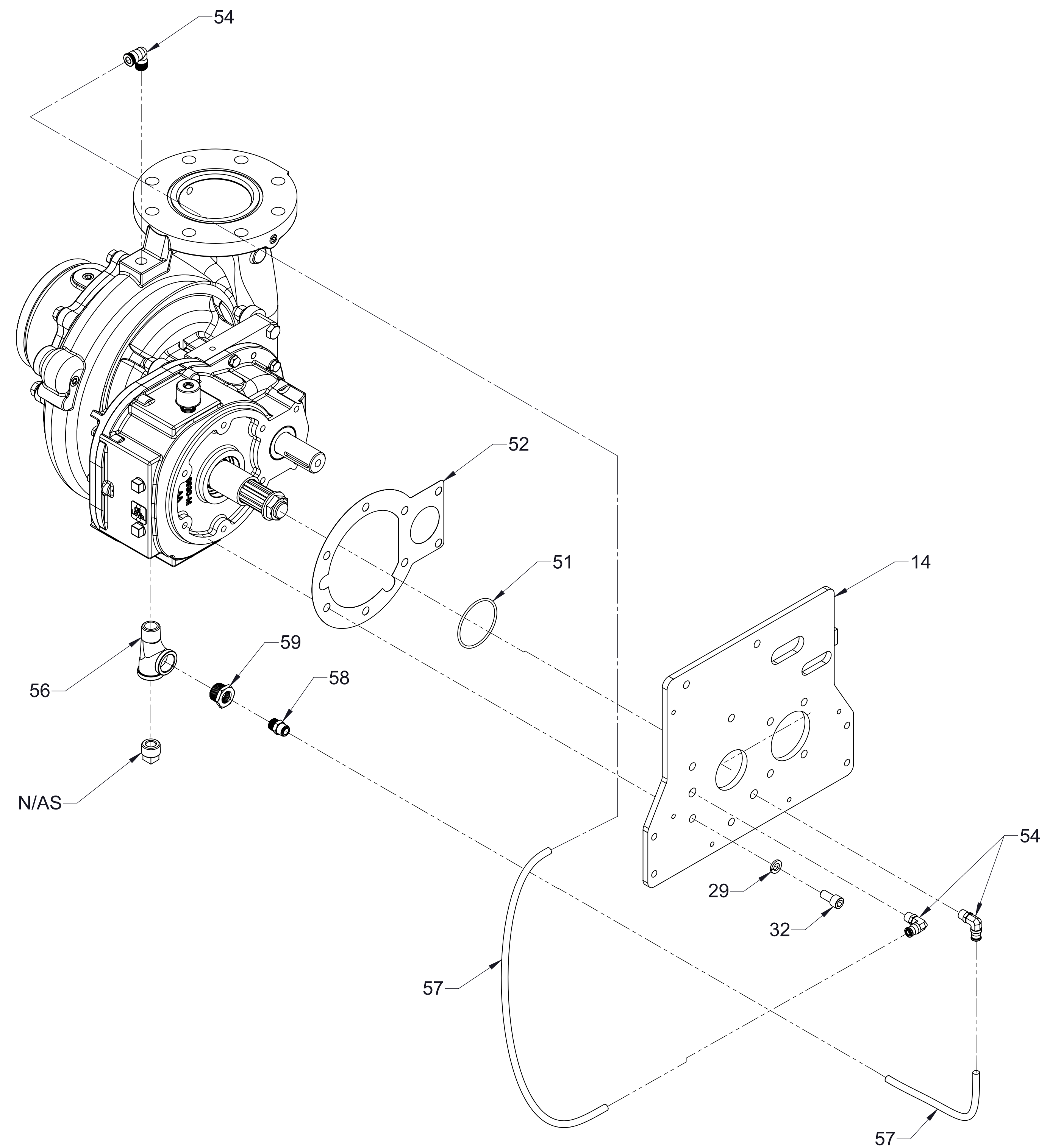
PUMP AND COMPRESSOR

MODELS: 750-150-P, 1000-150-P, 1250-150-P
 1000-150-PC, 1250-150-PC
 750-150-OS, 1000-150-OS, 1250-150-OS
 750-150-ECL, 1000-150-ECL, 1250-150-ECL
 (PUMP MODELS: CXNK, CXSK, CXVK)



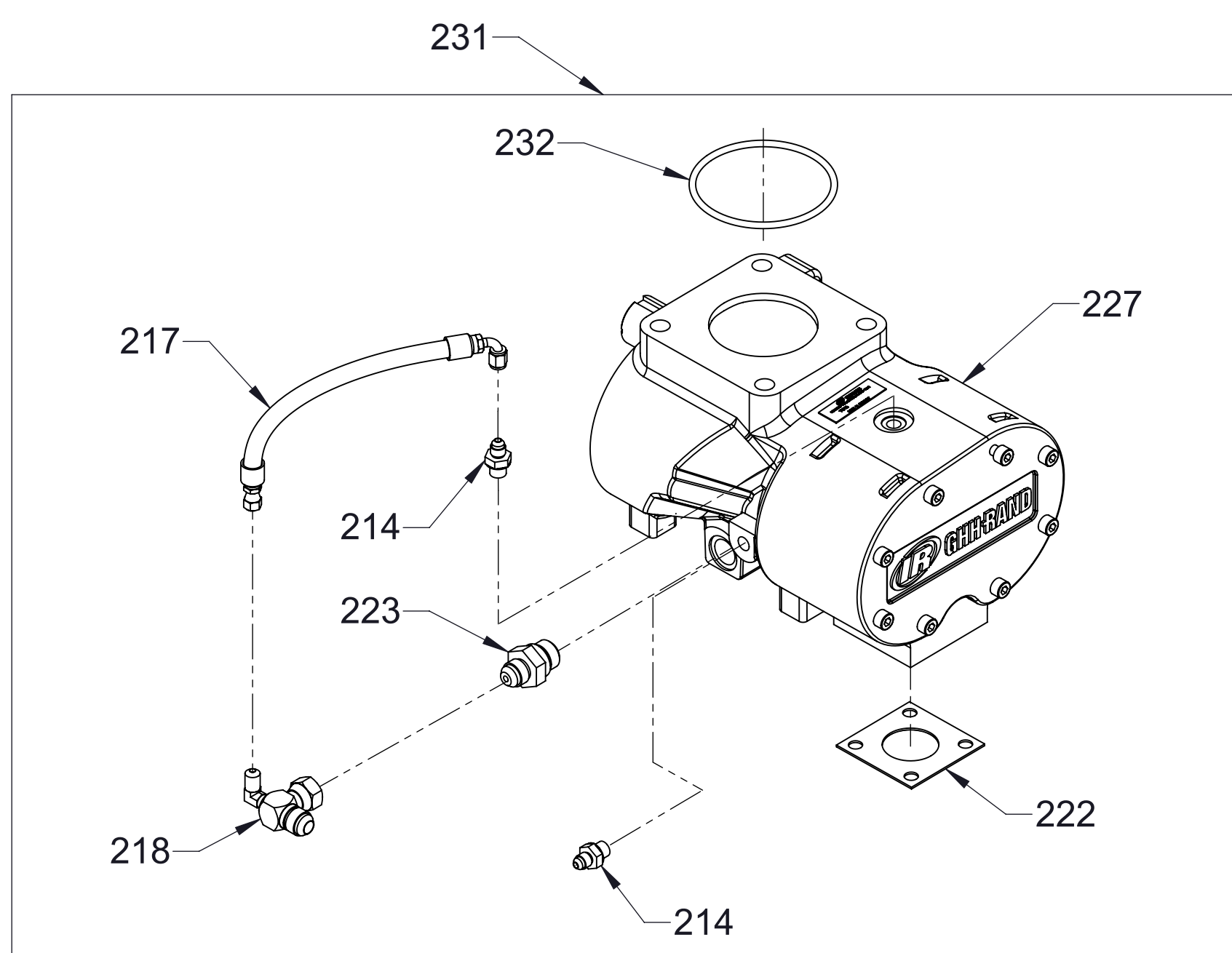
Ref No.	Description
14	
29	Washer-Lock, 7/16 in, Zinc Plated
32	Screw-Cap, Hex Socket Hd, 7/16-14 x 7/8 in, Zinc Plated
53	Plug-Pipe, Headless, 1/4 NPT, Steel

WITHOUT OIL COOLER



Ref No.	Description
N/AS	Plug-Pipe, 3/4 NPT
14	
29	Washer-Lock, 7/16 in, Zinc Plated
32	Screw-Cap, Hex Socket Hd, 7/16-14 x 7/8 in, Zinc Plated
51	O-Ring, 2-3/4 x 3 in
52	Gasket (KHDCG) (CAFS)
54	Fitting-Elbow, 3/8 PTC X 1/4 MNPT, 90°
56	Tee-Street, 150PSI, 3/4 NPT
57	
58	FITTING, 3/8 PTC X 3/8 MPT
59	Bushing 3/4" MNPT x 3/8" FNPT Brass

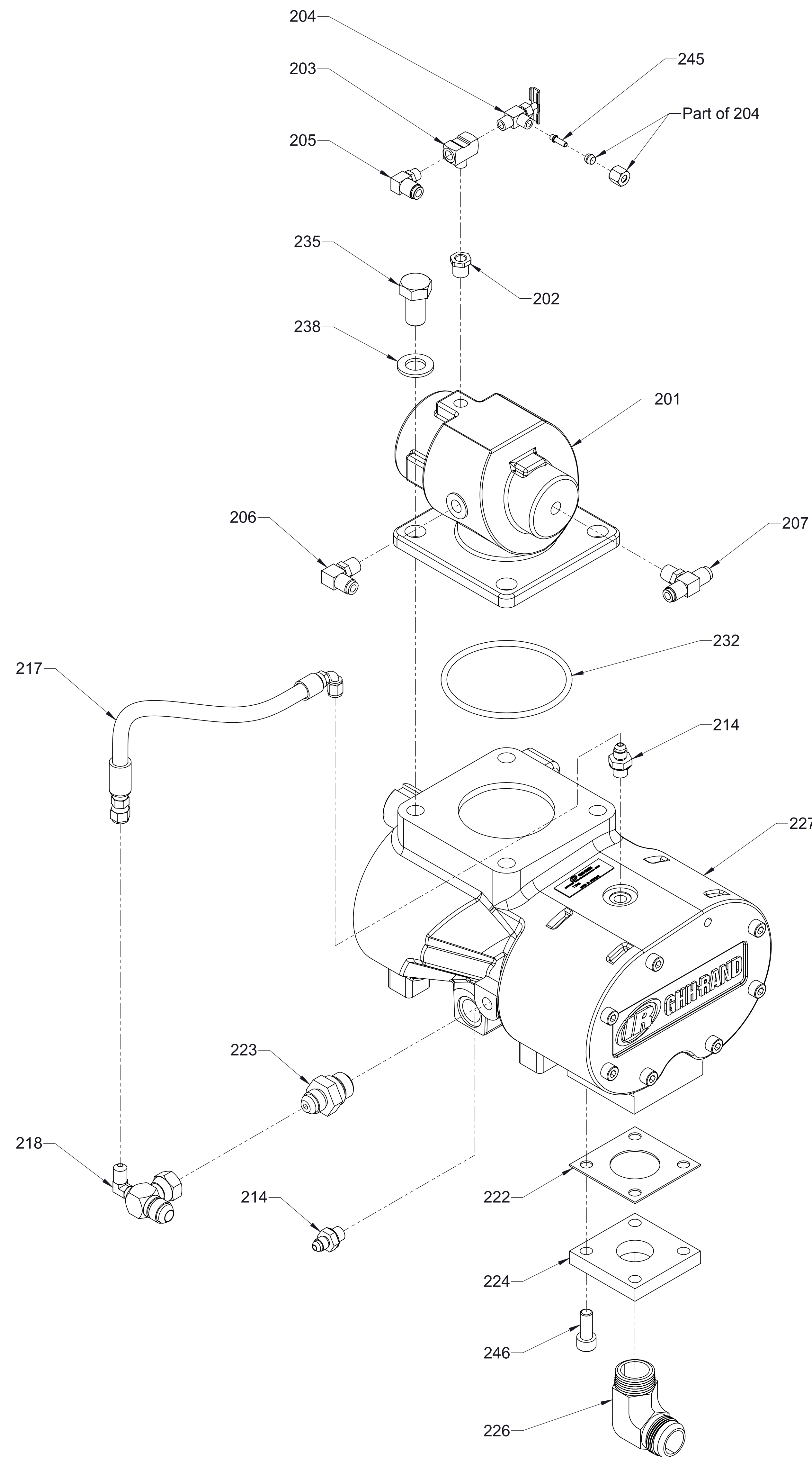
WITH OIL COOLER



Ref No.	Description
214	Adapter-Straight, 4 MJIC X 12 MM
217	Hose Assembly-Oil Injection
218	BODY - TEE, OIL RETURN
222	GASKET-OUTLET FLANGE OS70
223	Fitting-Oil Injection
227	OS70 Compressor Bottom Outlet
232	O-Ring, 3-7/8 X 4-1/4 in

COMPRESSOR REPLACEMENT KIT

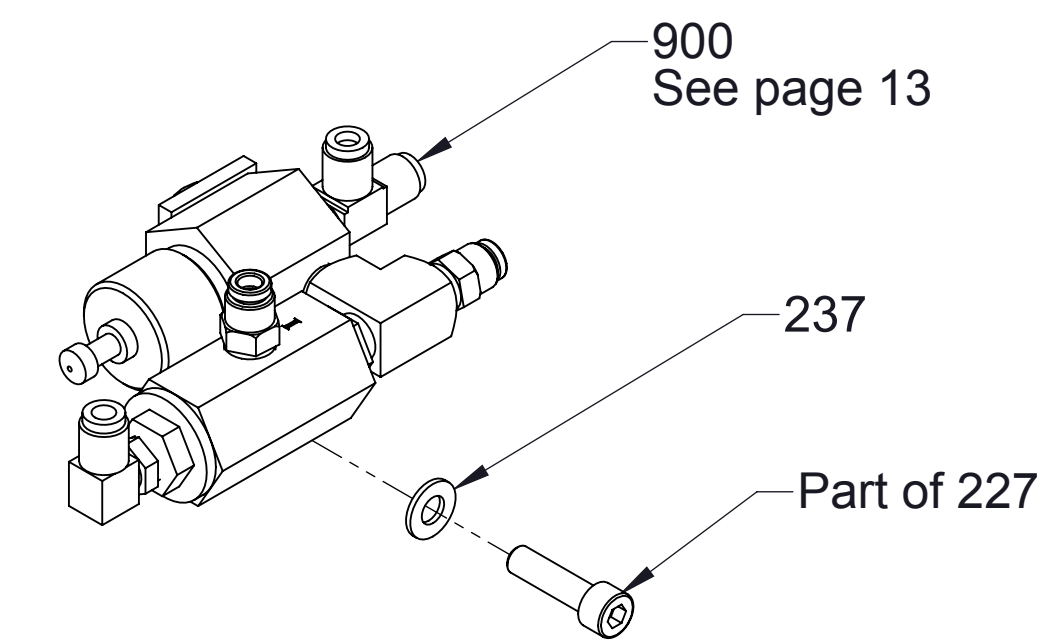
200
Compressor Subassembly
(includes 201-246 and 900)



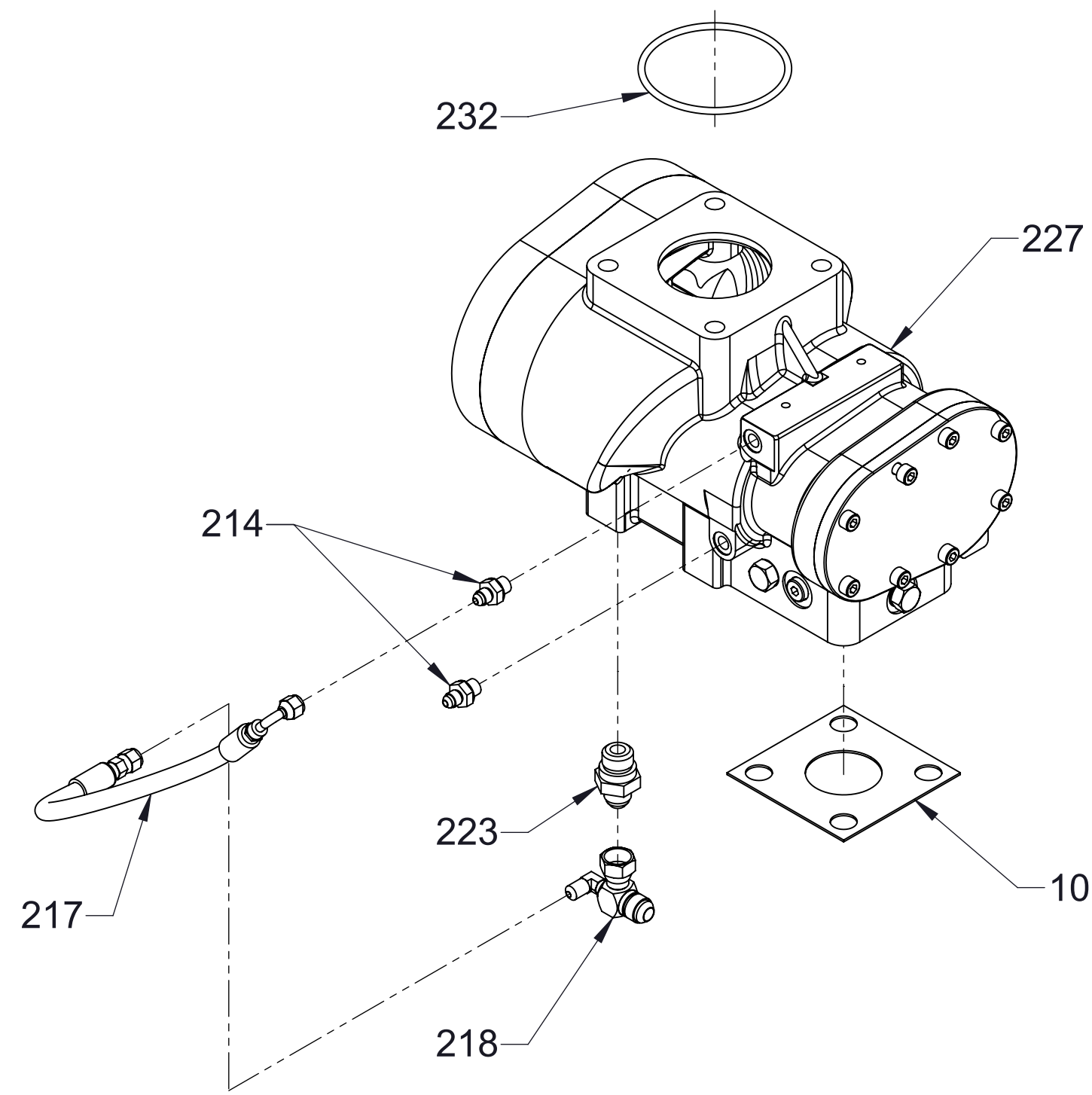
Ref No.	Description
200	Compressor Subassembly (Includes 201-246 and 900)
201	Inlet-Air, 90°
202	Bushing-Reducing, 1/4 MNPT x 1/8 FNPT
203	Tee-Branch, 1/8 MNPT x 1/8 FNPT x 1/8 FNPT
204	Valve-Trim, 1/8 MNPT x 1/4 AB
205	Elbow-90°, 1/8 MNPT x 1/4 AB
206	Elbow-90°, 1/4 MNPT x 1/4 AB
207	Tee-Branch, 1/4 MNPT x 1/4 AB x 1/4 AB
214	Adapter-Straight, 4 MJIC X 12 MM
217	Hose-Hydraulic, 1/4
218	4 MJIC FITTING
222	GASKET-OUTLET FLANGE OS70
223	Fitting-Oil Injection
224	Flange-Outlet
226	ELBOW - 90°, 1 MNPT X 16 MJIC
227	OS70 Compressor Bottom Outlet
231	Compressor Replacement Kit
232	O-Ring, 3-7/8 X 4-1/4 in
235	Screw-Hex Hd, M16-2 x 30 mm
237	Washer-Flat, 8 mm
238	Washer-Flat, 16 mm
245	Sleeve-Internal Support
246	Screw-Socket Head, 10-1.5 x 25 mm
247	Shaft Seal Repair Kit
900	PMC Subassembly (See Page 13)

Note:
1. Prior to September 29, 2017: 245 was not used.
2. Prior to August 20, 2019: 227 was a rear air outlet.

247
Shaft Seal Repair Kit



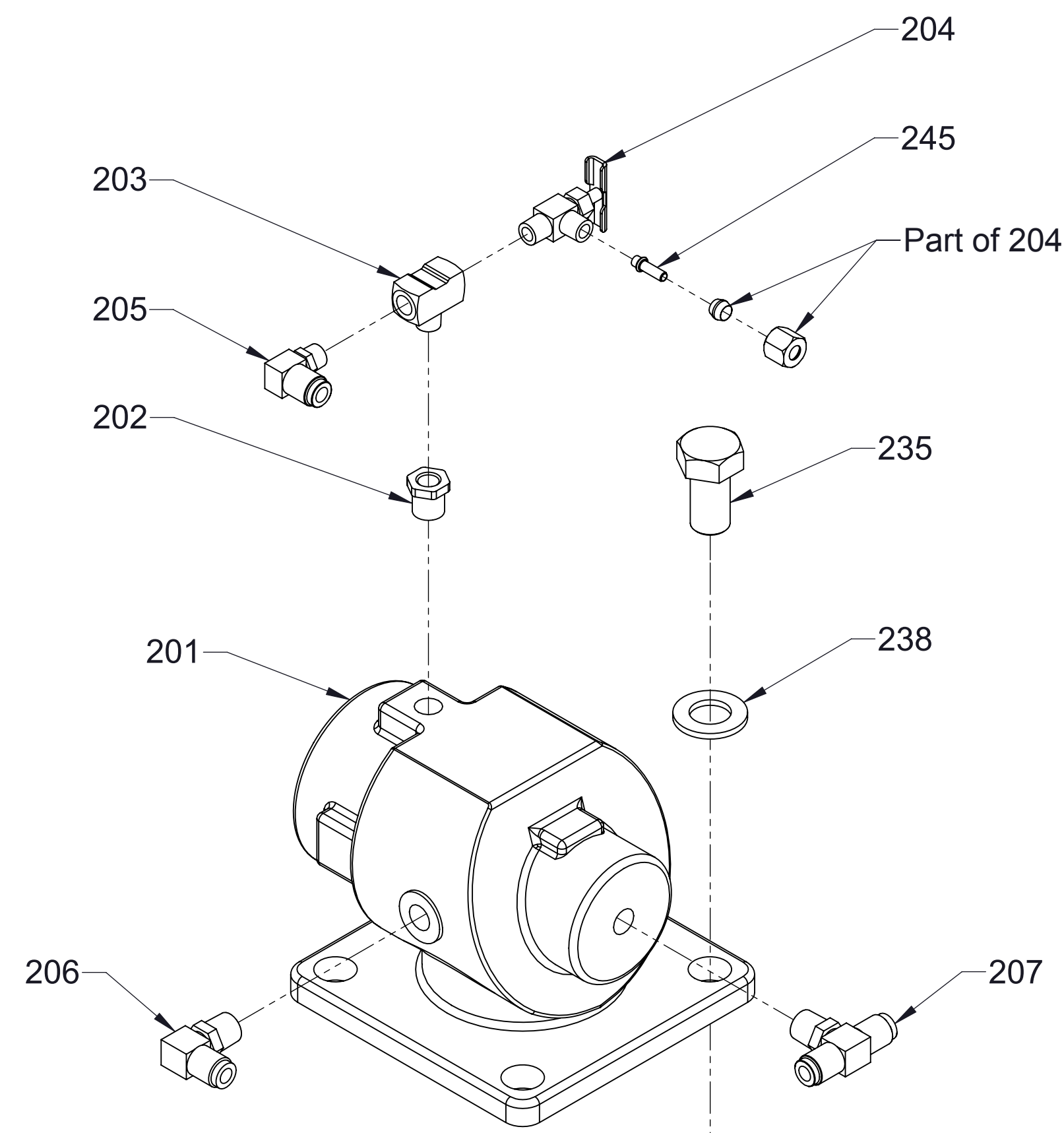
COMPRESSOR - MODELS 100-P, 120-P



Ref No.	Description
10	OUTLET GASKET CF75
214	Adapter-Straight, 4 MJIC X 12 MM
217	Hose-Assembly, Oil Injection
218	BODY - TEE, OIL RETURN
223	Fitting-Oil Injection
227	Air End CF75D6
232	O-Ring, 3-7/8 X 4-1/4 in

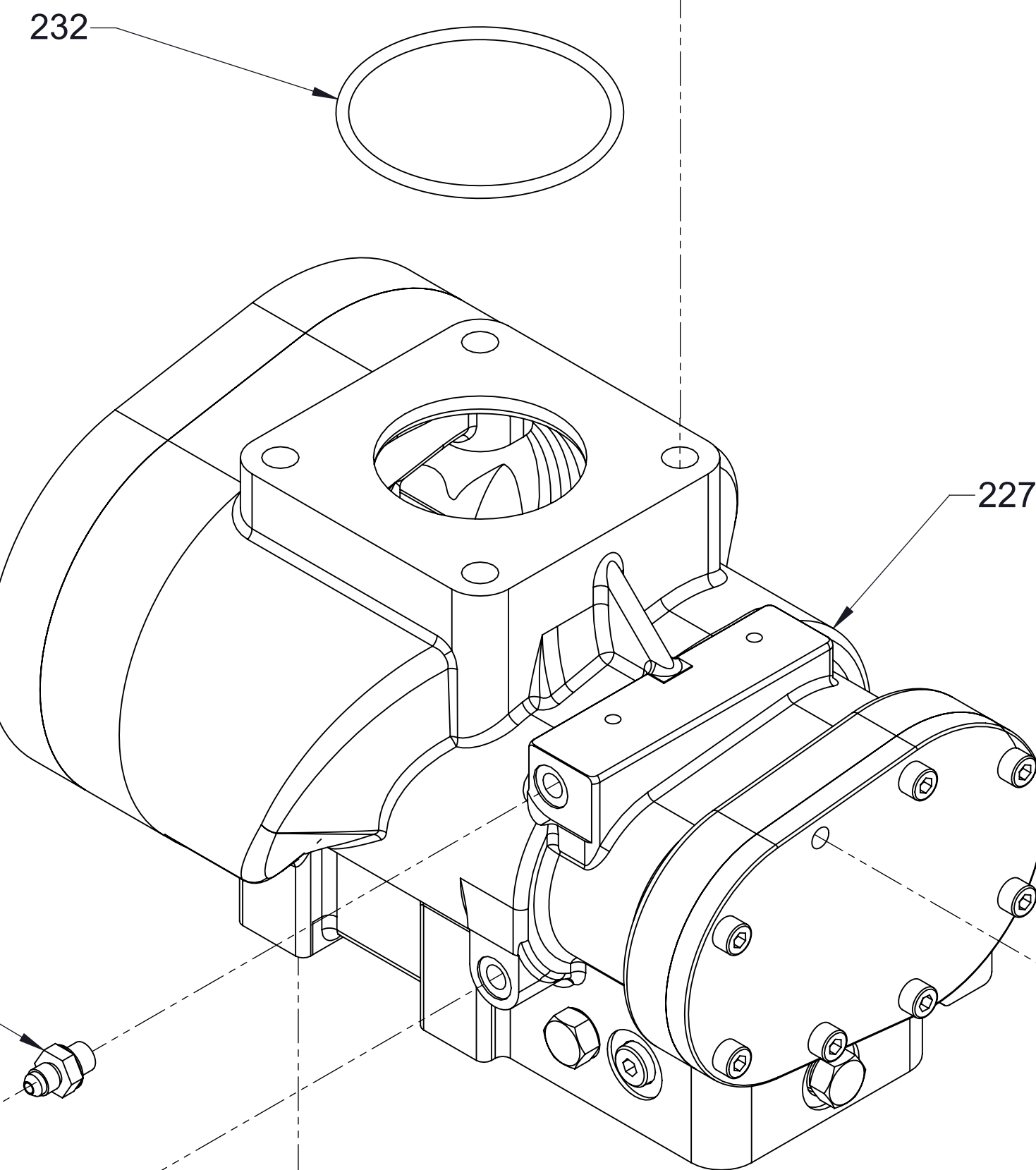
COMPRESSOR REPLACEMENT KIT

200
Compressor Subassembly
 (includes 201-245 and 900)

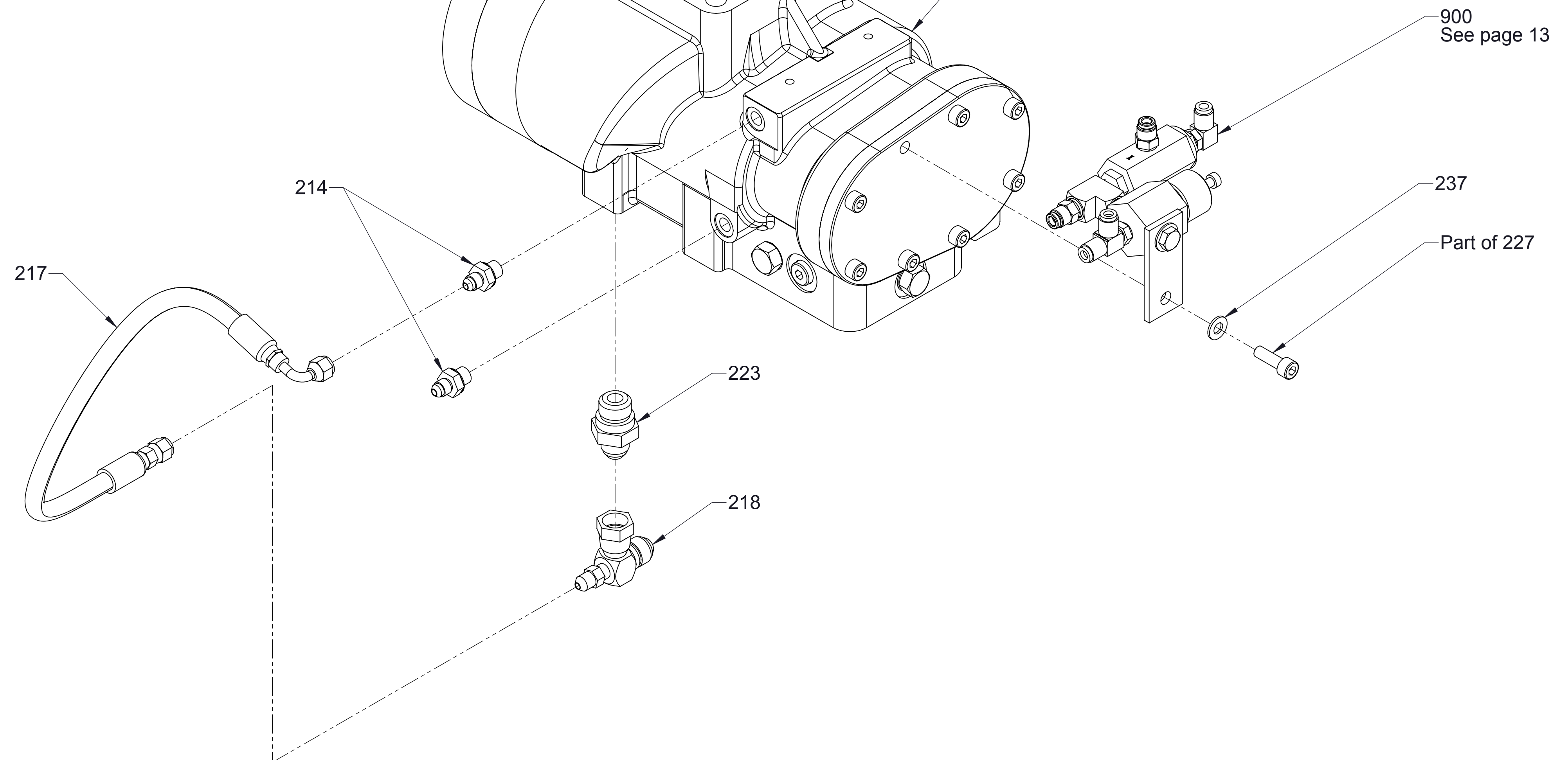


Ref No.	Description
200	Compressor Subassembly (Includes 201-245 and 900)
201	Inlet-Air, 2-1/2 X 90°
202	1/4 X 1/8 Brass Bushing Reducing
203	Tee-Branch, 1/8 MNPT x 1/8 FNPT x 1/8 FNPT
204	Valve-Trim, 1/8 MNPT x 1/4 AB
205	Elbow-90°, 1/8 MNPT x 1/4 AB
206	Elbow-90°, 1/4 MNPT x 1/4 AB
207	Tee-Branch, 1/4 MNPT x 1/4 AB x 1/4 AB
214	Adapter-Straight, 4 MJIC X 12 MM
217	Hose Assembly, Oil Injection
218	Fitting-Oil Return Tee
223	Fitting-Oil Injection
227	Air End CF75D6
231	Compressor Replacement Kit
232	O-Ring, 3-7/8 X 4-1/4 in
235	Screw-Hex Hd, M16-2 x 30 mm
237	Washer-Flat, 8 mm
238	Washer-Flat, 16 mm
245	Sleeve-Internal Support
247	Shaft Seal Repair Kit
900	PMC Subassembly (See Page 13)

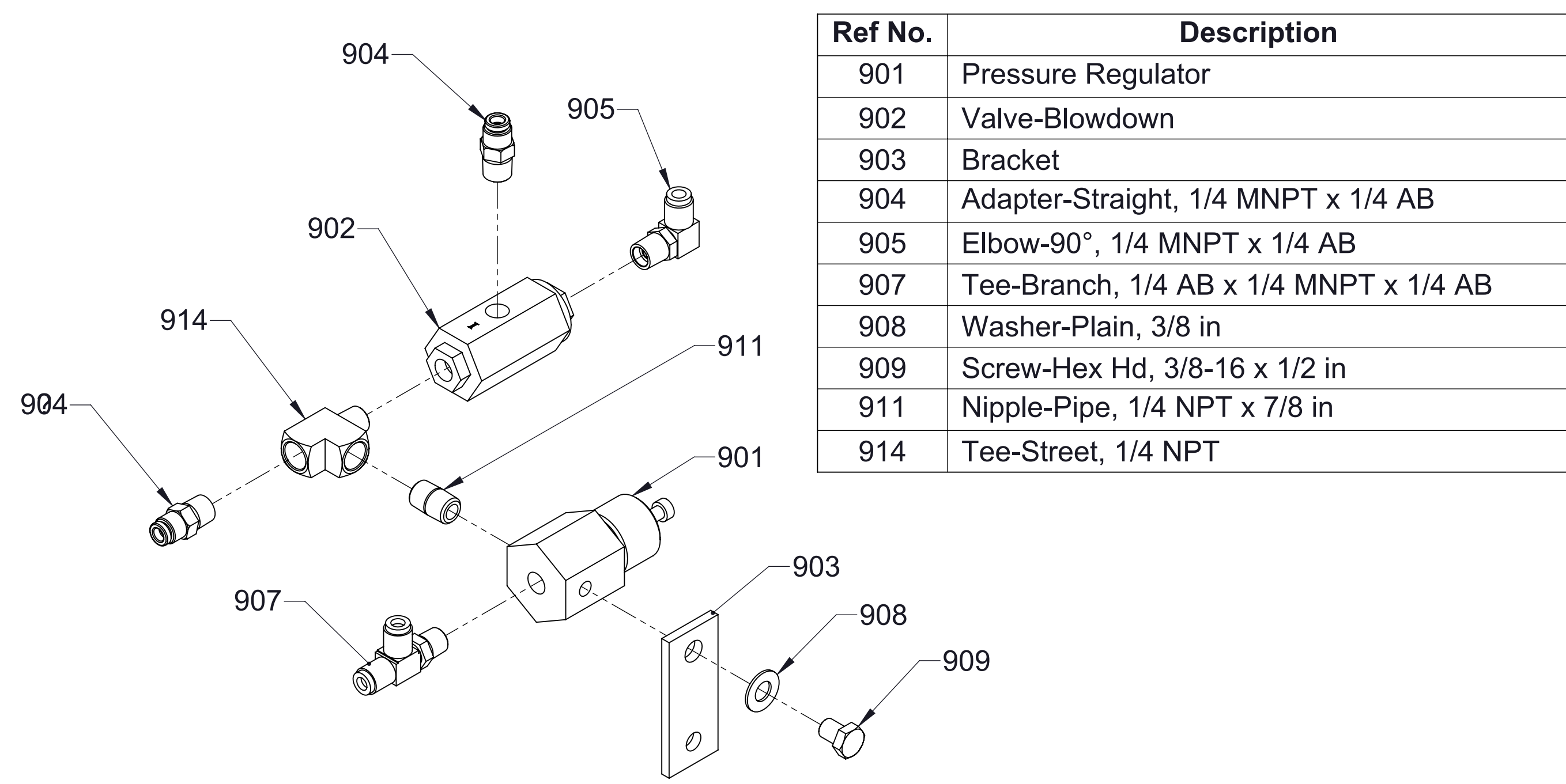
Note:
 1. Prior to September 29, 2017: 245 was not used.



247
 Shaft Seal Repair Kit

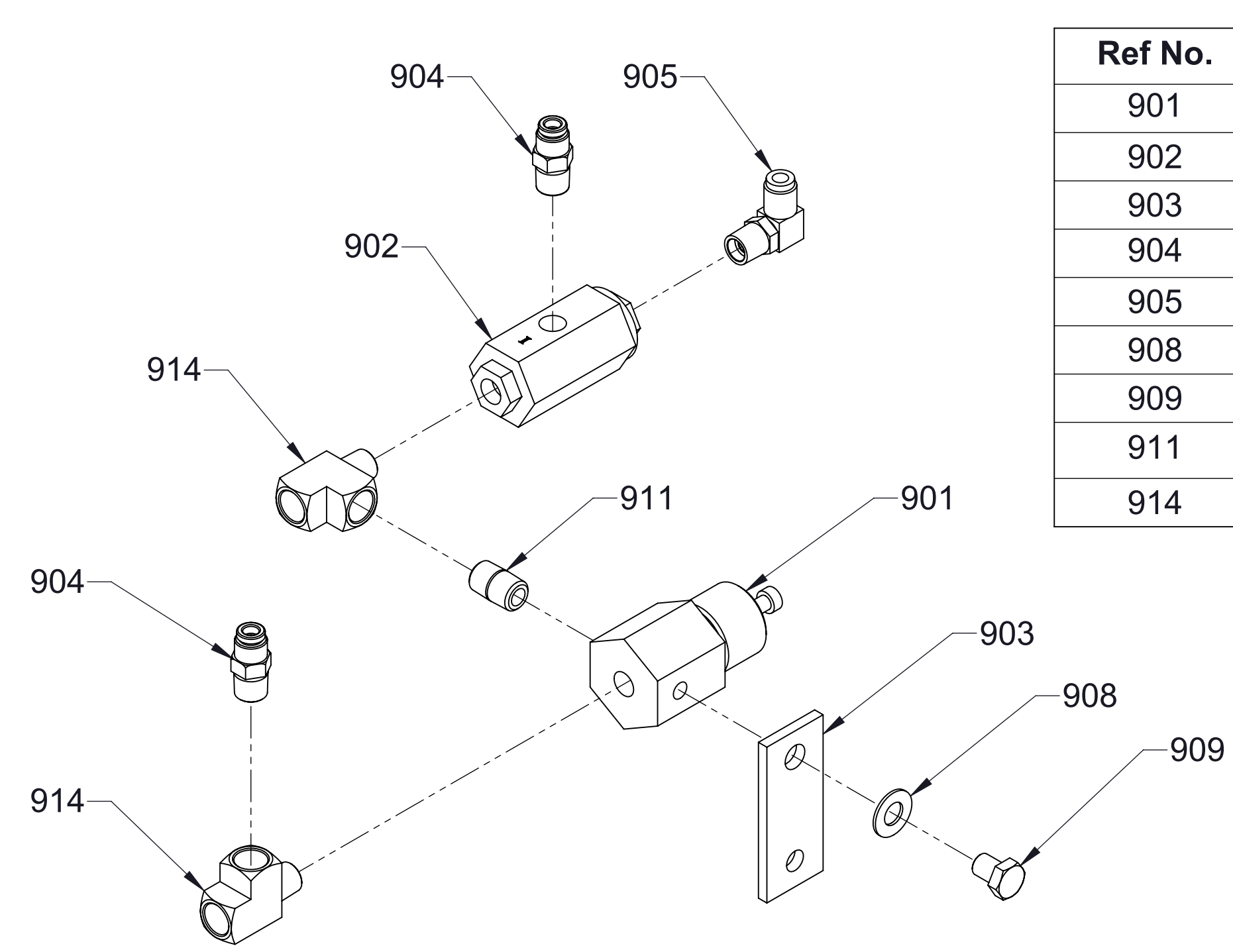


COMPRESSOR SUBASSEMBLY
 MODELS ENDING WITH 150-P, 150-PC, 150-OS, 150-ECL



Ref No.	Description
901	Pressure Regulator
902	Valve-Blowdown
903	Bracket
904	Adapter-Straight, 1/4 MNPT x 1/4 AB
905	Elbow-90°, 1/4 MNPT x 1/4 AB
907	Tee-Branch, 1/4 AB x 1/4 MNPT x 1/4 AB
908	Washer-Plain, 3/8 in
909	Screw-Hex Hd, 3/8-16 x 1/2 in
911	Nipple-Pipe, 1/4 NPT x 7/8 in
914	Tee-Street, 1/4 NPT

MODELS ENDING WITH 150-P

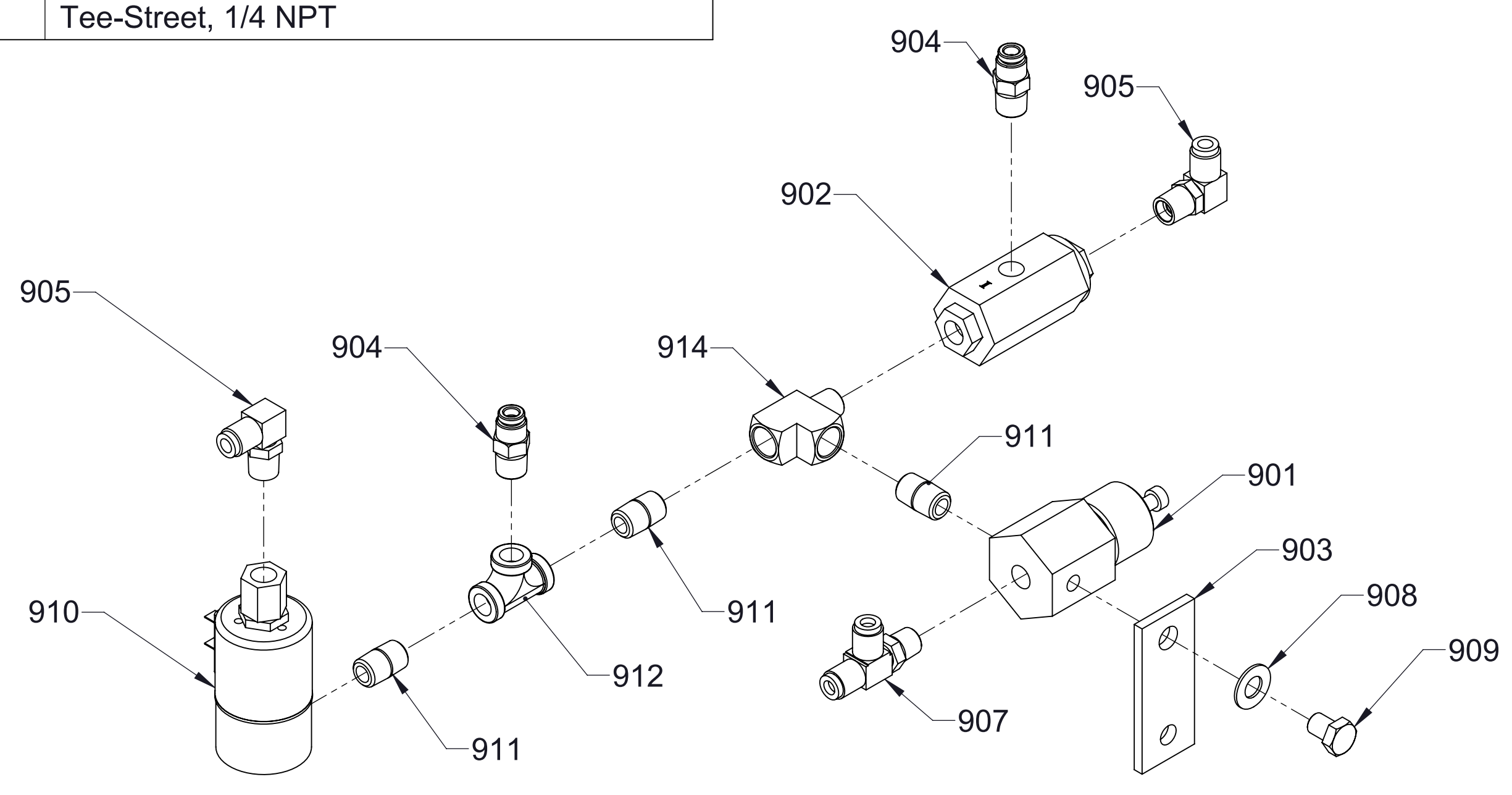


Ref No.	Description
901	Pressure Regulator
902	Valve-Blowdown
903	Bracket
904	Adapter-Straight, 1/4 MNPT x 1/4 AB
905	Elbow-90°, 1/4 MNPT x 1/4 AB
908	Washer-Plain, 3/8 in
909	Screw-Hex Hd, 3/8-16 x 1/2 in
911	Nipple-Pipe, 1/4 NPT x 7/8 in
914	Tee-Street, 1/4 NPT

MODELS ENDING WITH 150-PC

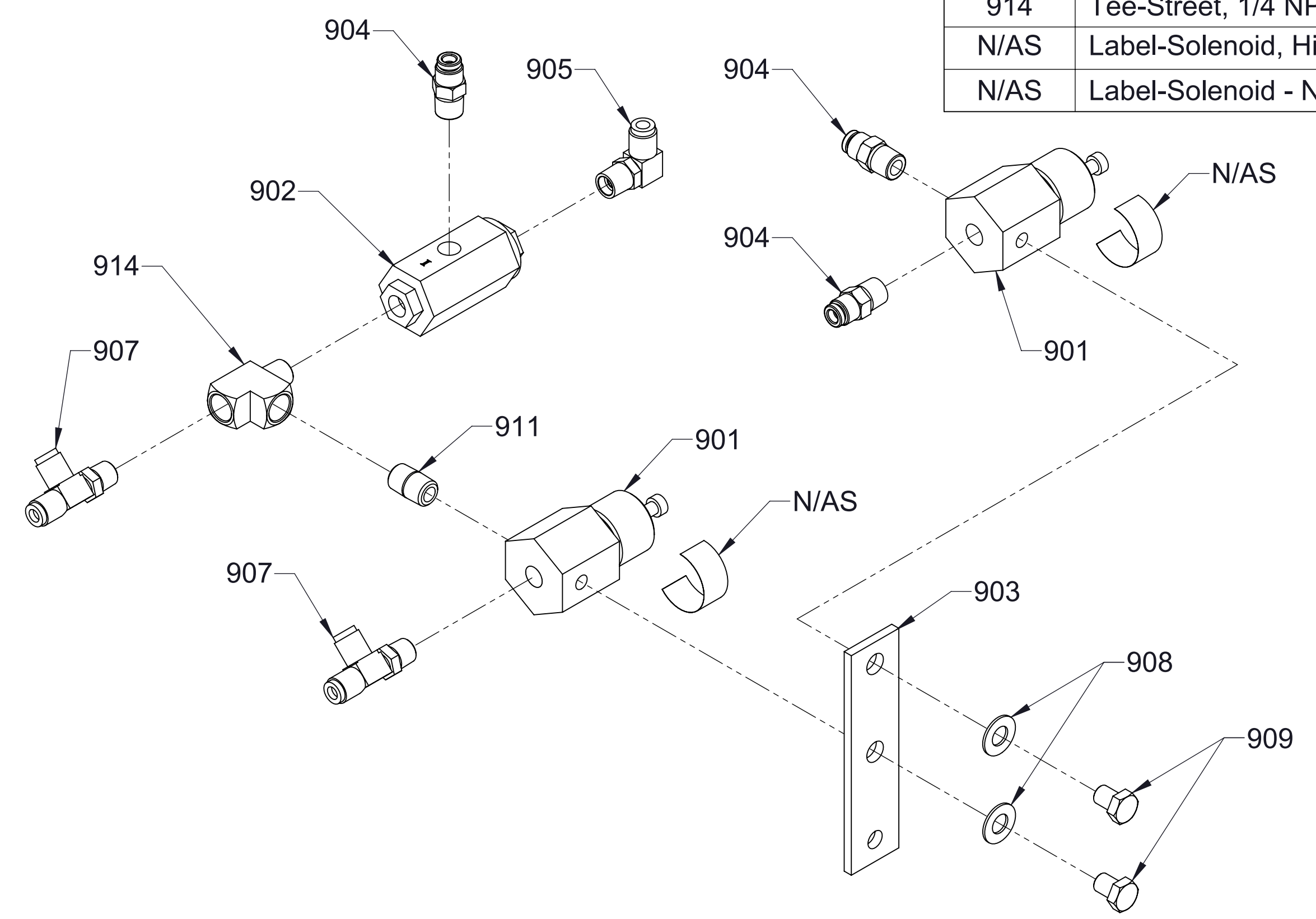
TRADITIONAL CAFS

Ref No.	Description
901	Pressure Regulator
902	Valve-Blowdown
903	Bracket
904	Adapter-Straight, 1/4 MNPT x 1/4 AB
905	Elbow-90°, 1/4 MNPT x 1/4 AB
907	Tee-Branch, 1/4 AB x 1/4 MNPT x 1/4 AB
908	Washer-Plain, 3/8 in
909	Screw-Hex Hd, 3/8-16 x 1/2 in
910	Valve-Solenoid
911	Nipple-Pipe, 1/4 NPT x 7/8 in
912	Tee-Standard, Pipe, 1/4 NPT
914	Tee-Street, 1/4 NPT



WITHOUT HIGH RISE OPTION

Ref No.	Description
901	Pressure Regulator
902	Valve-Blowdown
903	Bracket-Mounting, PMC, High Rise
904	Adapter-Straight, 1/4 MNPT x 1/4 AB
905	Elbow-90°, 1/4 MNPT x 1/4 AB
907	Tee-Branch, 1/4 AB x 1/4 MNPT x 1/4 AB
908	Washer-Plain, 3/8 in
909	Screw-Hex Hd, 3/8-16 x 1/2 in
911	Nipple-Pipe, 1/4 NPT x 7/8 in
914	Tee-Street, 1/4 NPT
N/AS	Label-Solenoid, High Rise Pressure
N/AS	Label-Solenoid - Normal Pressure



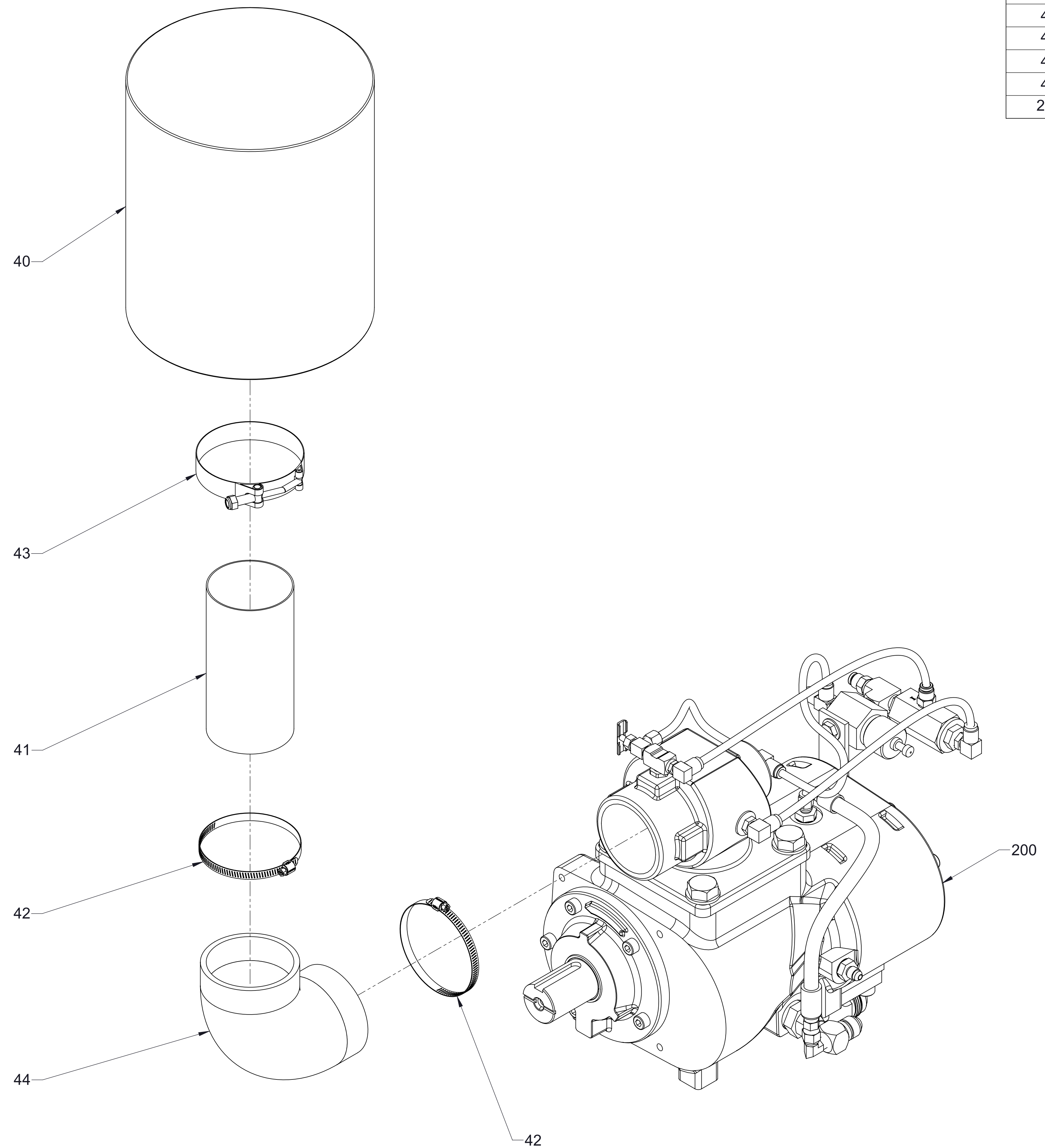
WITH HIGH RISE OPTION

ONE-STEP CAFS MODELS ENDING WITH 150-OS
ECLIPSE GEN 2.0 CAFS, MODELS ENDING WITH 150-ECL

COMPRESSOR SUBASSEMBLY
PMC VARIATIONS

MODELS ENDING WITH 150-P, 150-PC, 150-OS, 150-ECL

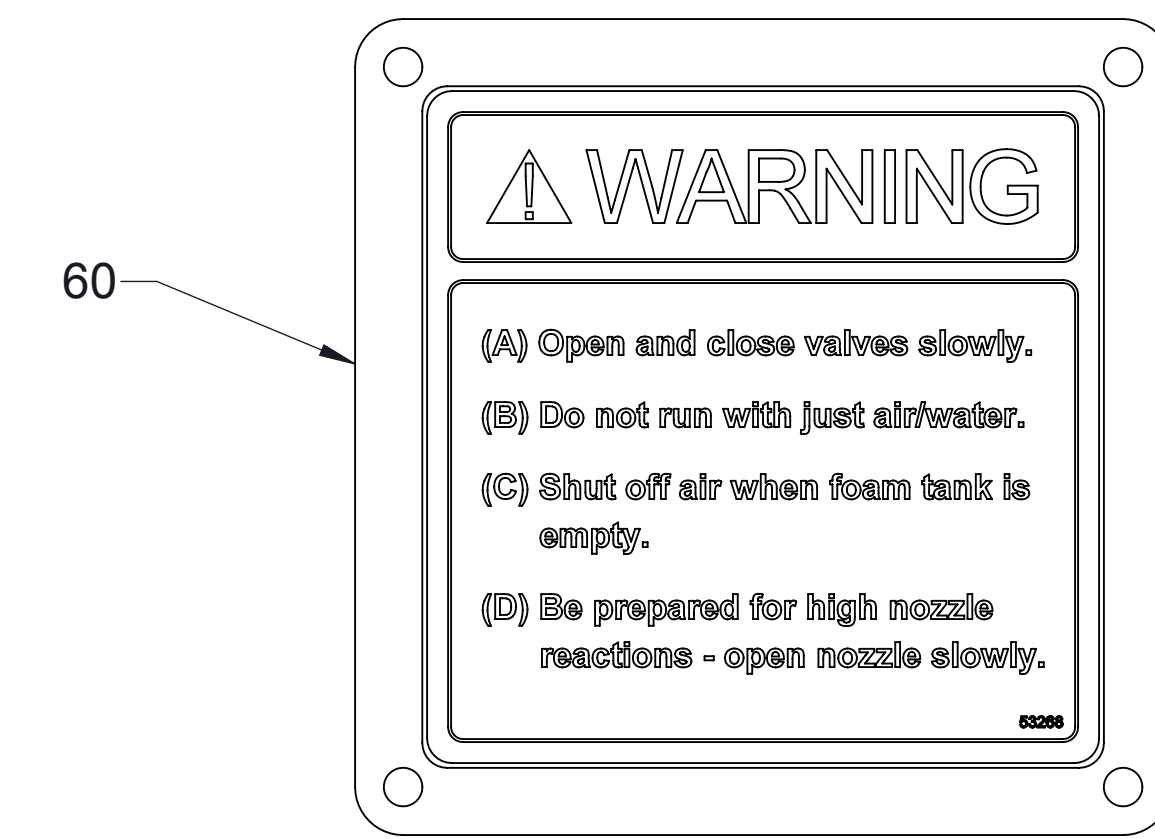
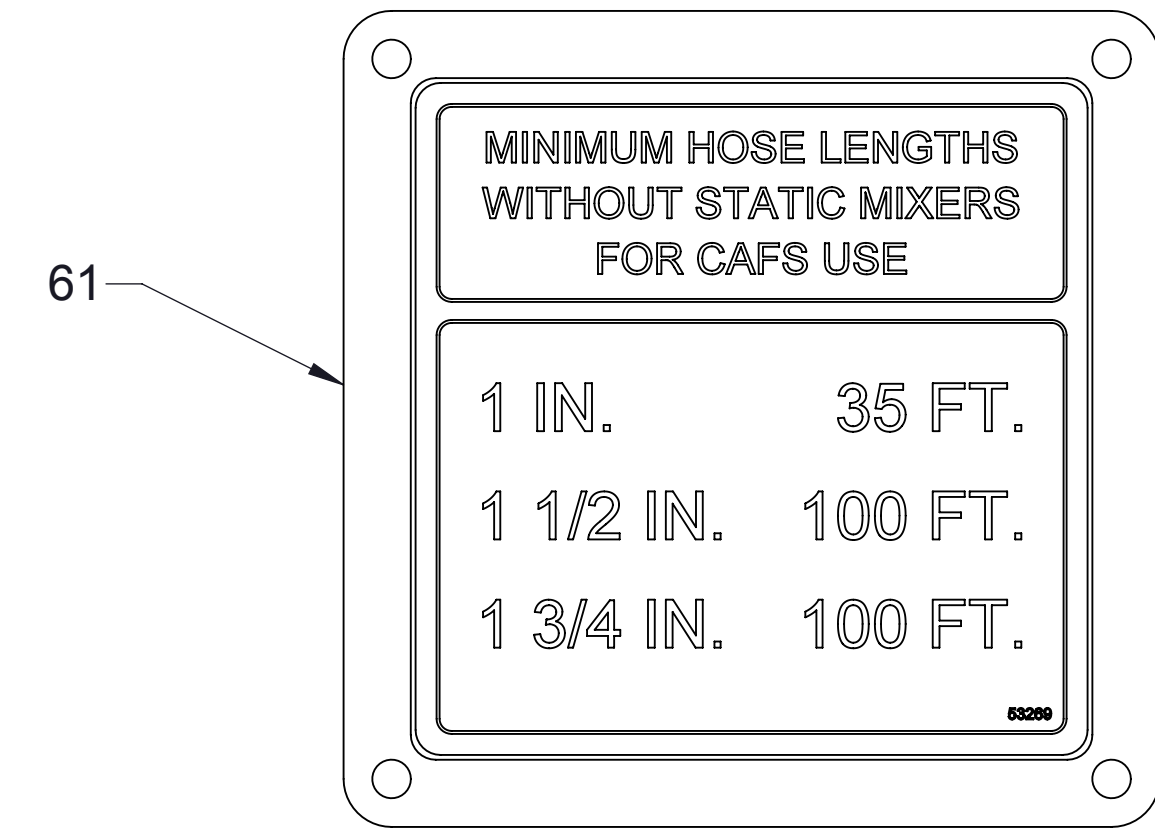
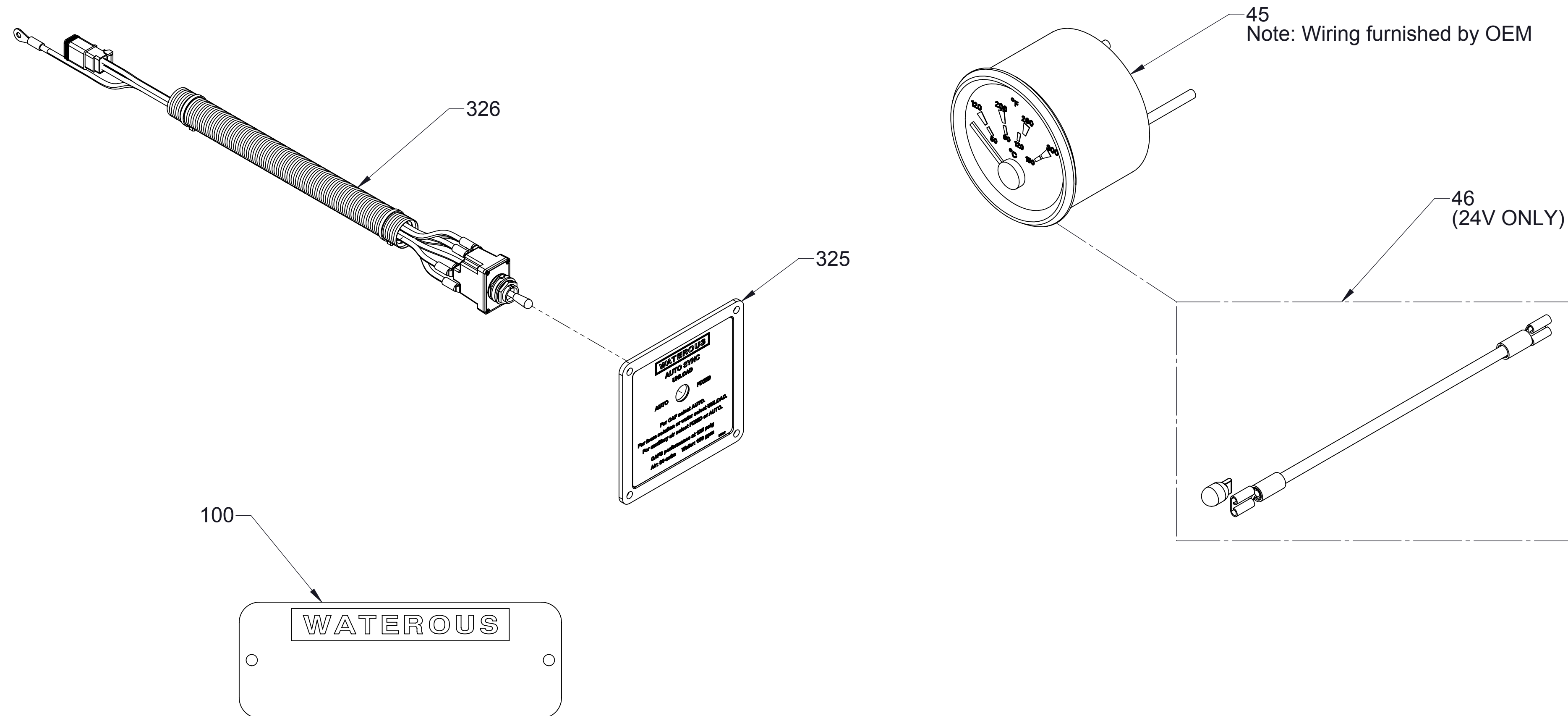
Ref No.	Description
40	Filter - Air, 3 inch (CO85004)
41	Tube-Inlet Air-3 X 48 t
42	Clamp-HS 53 3-1/2
43	3 in. T-Bolt
44	Elbow - Rubber 3 X 90°
200	Compressor Subassembly



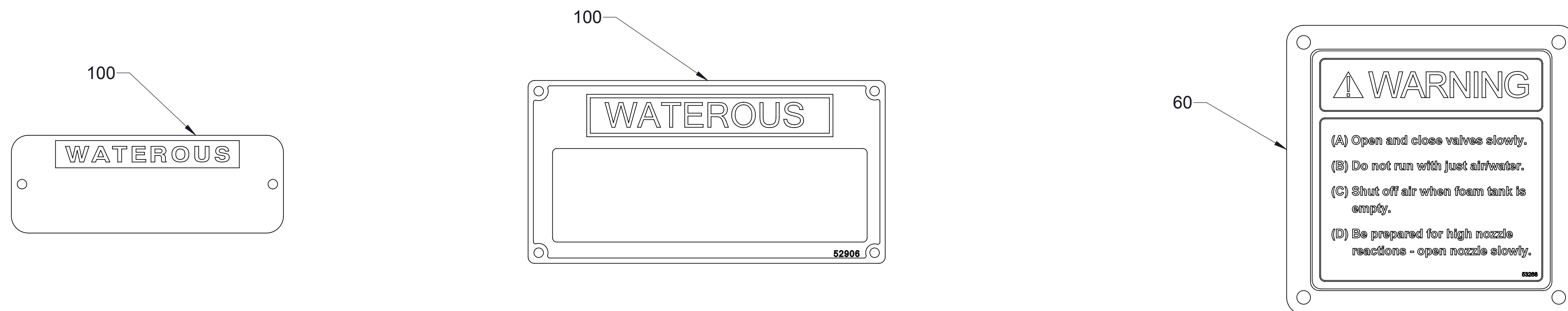
AIR FILTER

NOTE: BASED ON INSTALLATION
CONFIGURATION MAY VARY FROM DIAGRAM

Ref No.	Description
45	Dual Scale Oil Temperature Gauge
46	Oil Temp Gauge to 24V Conversion Kit
60	Compressed Air Warning Plate
61	Hose Length Plate
100	Plate-Serial
325	Plate-Electric Auto-Sync
326	Harness-Switch, Electric Auto-Sync



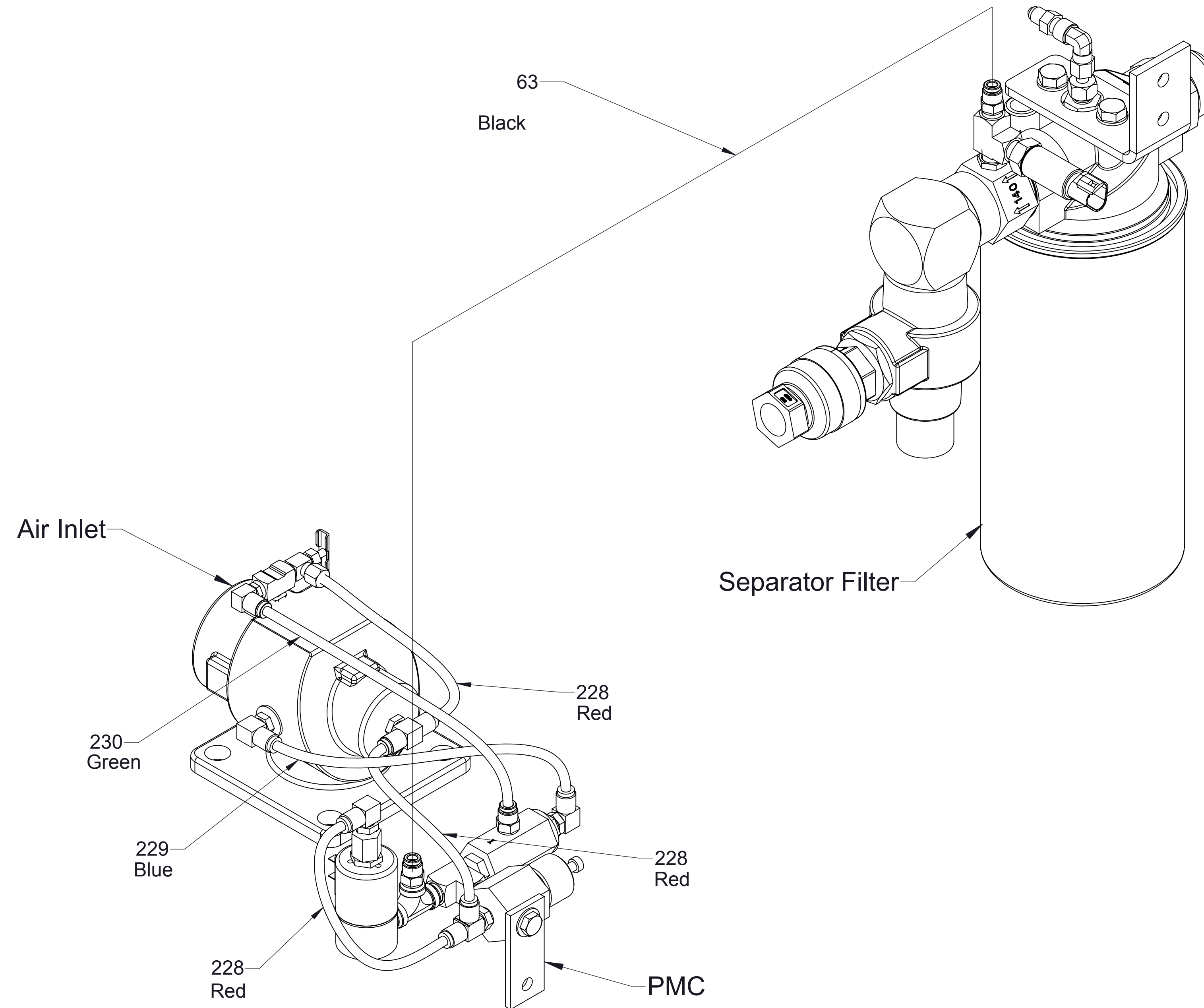
TRADITIONAL CAFS



GENERATED CAFS, ONE-STEP AND ECLIPSE GEN 2.0 CAFS

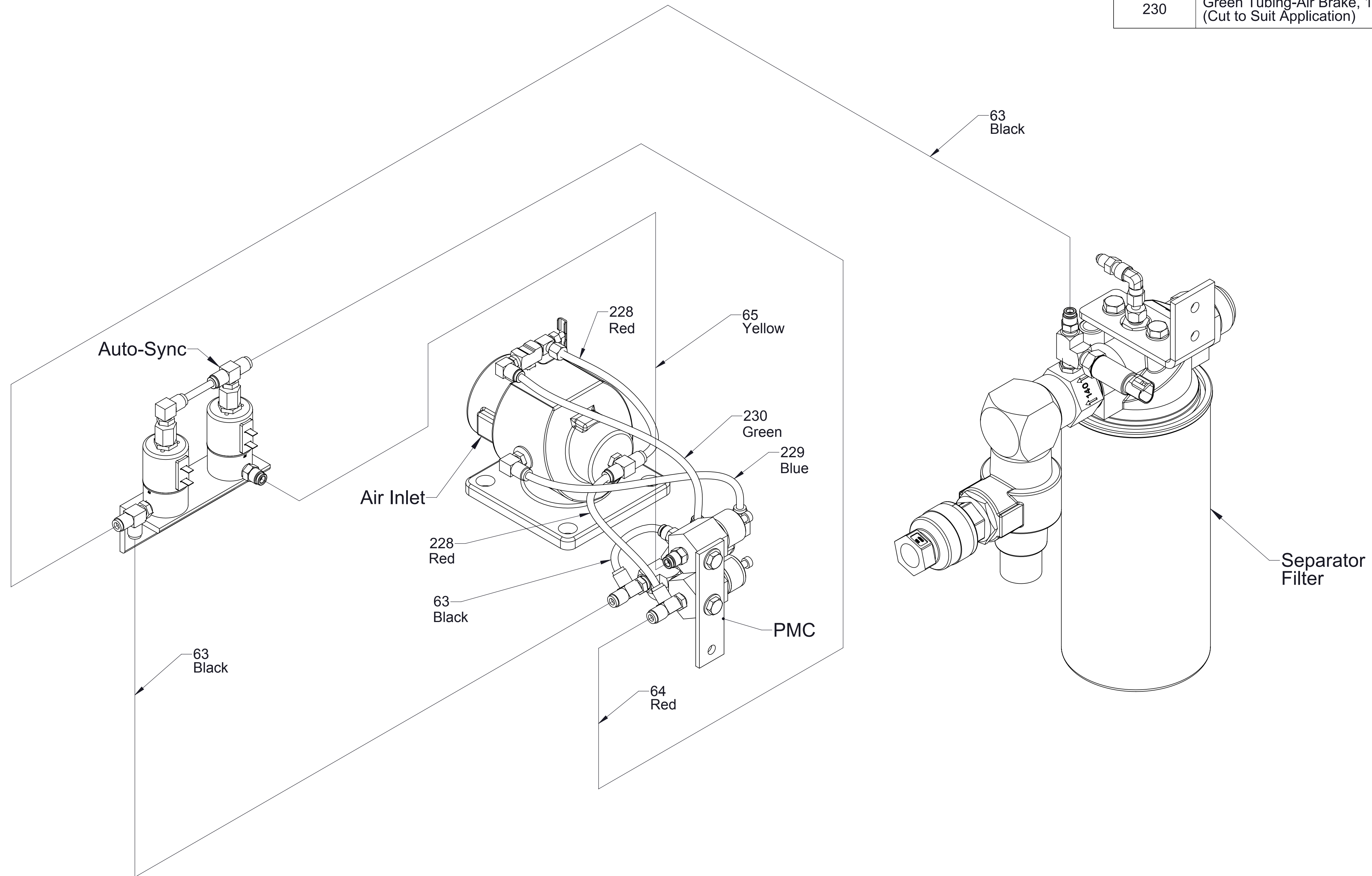
PANEL COMPONENT

Ref No.	Description
63	Black Tubing-Air Brake, 1/4 in. x 180 in. (Cut to Suit Application)
228	Red Tubing-Air Brake, 1/4 in.x 24 in. (Cut to Suit Application)
229	Blue Tubing-Air Brake, 1/4 in. x 24 in. (Cut to Suit Application)
230	Green Tubing-Air Brake, 1/4 in. x 24 in. (Cut to Suit Application)

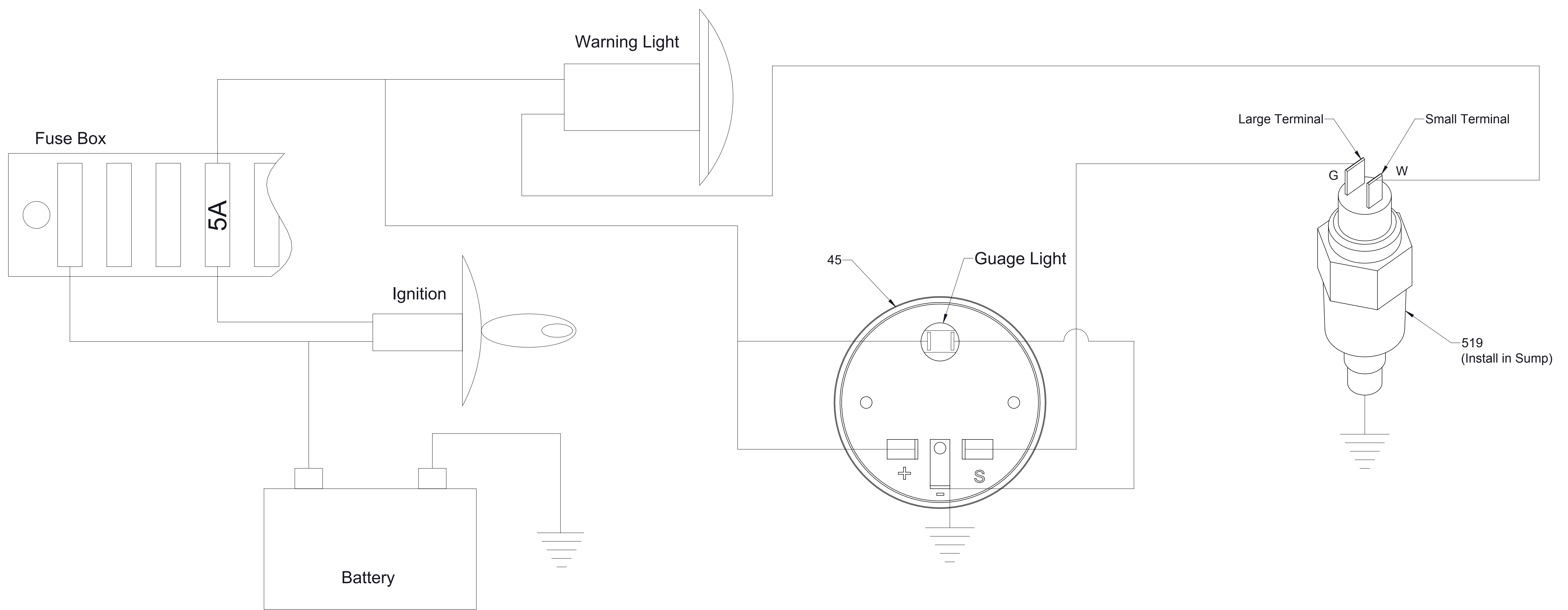


SCHEMATIC - AIR
 GENERATED CAFS
 MODESL ENDING WITH 150-OS, 150-ECL
 WITHOUT HIGH RISE OPTION

Ref No.	Description
63	Black Tubing-Air Brake, 1/4 in. x 180 in. (Cut to Suit Application)
64	Red Tubing-Air Brake, 1/4 in. x 120 in. (Cut to Suit Application)
65	Yellow Tubing-Air Brake, 1/4 in. x 120 in. (Cut to Suit Application)
228	Red Tubing-Air Brake, 1/4 in. x 24 in. (Cut to Suit Application)
229	Blue Tubing-Air Brake, 1/4 in. x 24 in. (Cut to Suit Application)
230	Green Tubing-Air Brake, 1/4 in. x 24 in. (Cut to Suit Application)

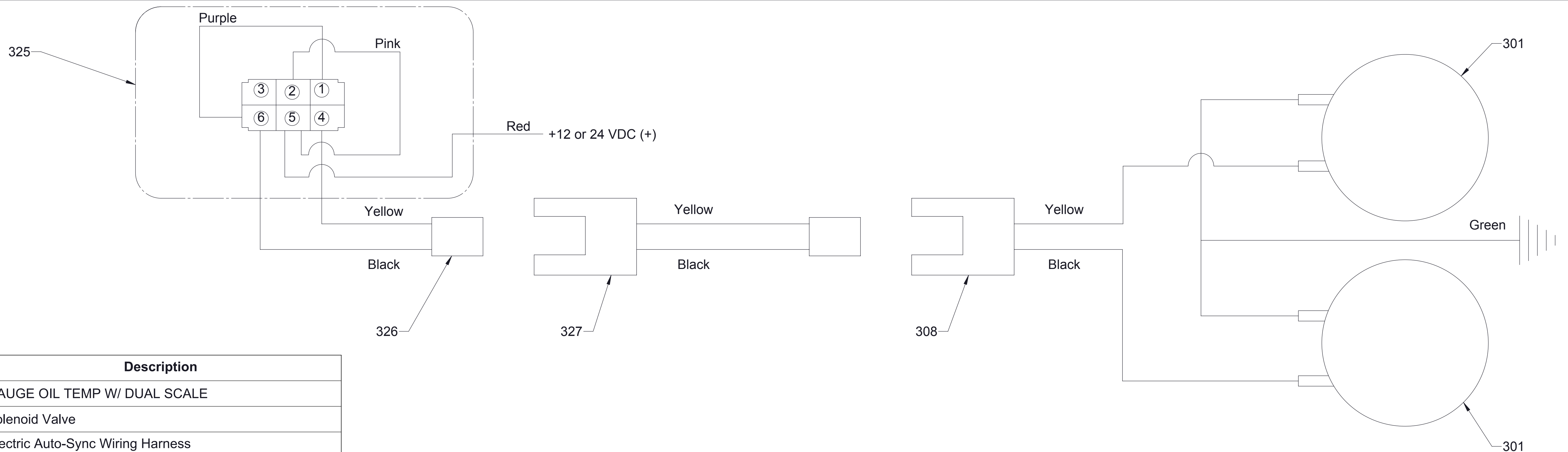


SCHEMATIC - AIR
 GENERATED CAFS
 MODELS ENDING WITH 150-OS, 150-ECL
 WITH HIGH RISE OPTION



Note: Typical installation, all wiring, warning light, fuse, ignition switch and battery furnished by OEM

SUMP TEMPERATURE SENDER AND OIL TEMPERATURE GAUGE



Ref No.	Description
45	GAUGE OIL TEMP W/ DUAL SCALE
301	Solenoid Valve
308	Electric Auto-Sync Wiring Harness
325	Electric Auto-Sync Plate
326	Electric Auto-Sync Switch Harness
327	Harness-Extension, Auto-Sync, 15 Feet
519	TEMP SENDER (Also see sump service parts list)

AUTO-SYNC PANEL AND SOLENOIDS

SCHEMATIC - ELECTRICAL

TRADITIONAL CAFS
FOR GENERATED CAFS SEE FOAM GENERATOR SERVICE PARTS LIST